

Natural Disaster Literacy - Manual

21-26 December 2022

Ankara - Turkey

2021-1-TR01-KA153-YOU-000008516

Designed by: Tala Azzam



Contributors

Lebanon



Aie Serve

Tala Azzam
Rim Harb
Ihab Al Zahed
Nourelidine Fakhoury
Carine Hajj Hasan

Turkey



Bilgi Paylas m Toplulug u

Sule Aldem
Mustafa Bengi
Sudaisi Kakonge
Zeynep Gusta Arik
Sueda Ucar
Asude Turunc

France



Healthcare Professionals
Community

Murat Gocer
Melih Yener
Meltem Aksu
Miyase Sari
Sinan Dirik

Romania



Universita Teaovidius
Constanta

Denis Ibadula
Ogutai Ibadula
Nelin Ibadula
Eda-Ayana Ibadula
Cosmina Peltecu

Palestine



Shahed

Raghd M. T. Atatri
Orabi A. A. Sawalma
Bahaa Joudeh
Hiba A. S. Surakji
Mikhled Ahmad Ibrahim Ewshah

Finland



Suomalainen Nuorten
Ryhma

Khalil Mozaffari
Ali Mozafari
Mehdi Saberi
Seyed Mohammad Alawi

Hungary



MoveUP!

Suleyman Demingul
Arda Yigit Samur
Kata Bogar
Beata Misku
Siti Nur Halijah Binti Md Dzahir
Noor Roziana Binti Abdulrahim

Germany




Frauen-Solidaritats-
Gesellschaft

Esmeralda-Cuka
Melissa Kizilkaya
Sevgi Sonmez
Stefan Roohrs

Natural Disasters

- ✓ Floods
- ✓ Earthquakes
- ✓ Hurricanes
- ✓ Tornadoes
- ✓ Tsunamis
- ✓ Volcanoes
- ✓ Wildfires



Floods

An overflow of a large amount of water beyond its normal limits, especially over what is normally dry land.

Causes

Atmospheric conditions that lead to heavy rain or the rapid melting of snow and ice.



Earthquakes

A sudden violent shaking of the ground, typically causing great destruction, as a result of movements within the earth's crust or volcanic action.

Causes

When underground rock suddenly breaks and there is rapid motion along a fault. This sudden release of energy causes the seismic waves that make the ground shake.




Hurricanes

A tropical storm with winds that have reached a constant speed of 74 miles per hour or more.

Causes

When masses of warm, moist air from oceans surfaces starts to rise quickly, and collide with masses of cooler air. The collision prompts the warm water vapor to condense, eventually forming storm clouds and dropping back as rain.



Tornadoes

A sudden violent shaking of the ground, typically causing great destruction, as a result of movements within the earth's crust or volcanic action.

Causes

When warm, humid air collides with cold, dry air. The denser cold air is pushed over the warm air, usually producing thunderstorms. The warm air rises through the colder air, causing an updraft.




Tsunamis

A long, high sea wave caused by an earthquake or other disturbance.

Causes

A large and sudden displacement of the ocean, usually the result of an earthquake below or near the ocean floor. This force creates waves that radiate outward in all directions away from their source, sometimes crossing entire ocean basins.




Volcanoes

A mountain or hill, typically conical, having a crater or vent through which lava, rock fragments, hot vapour, and gas are or have been erupted from the earth's crust.

Causes

Deep within the Earth it is so hot that some rocks slowly melt and become a thick flowing substance called magma. Since it is lighter than the solid rock around it, magma rises and collects in magma chambers.

Eventually, some of the magma pushes through vents and fissures to the Earth's surface.



Wildfires

a large, destructive fire that spreads quickly over woodland or brush

Causes

Naturally occurring wildfires are most frequently caused by lightning. There are also volcanic, meteor, and coal-seam fires, depending on the circumstances. Human caused wildfires can be accidental, intentional (arson), or from an act of negligence.



How to Prepare for Natural Disasters

- ✓ Stay informed: Keep track of weather forecasts and warnings in your area, and make sure you know how to get emergency alerts.
- ✓ Disaster Kit: Make a kit with enough supplies to last for at least three days, including non-perishable food, water, a flashlight, first aid supplies, and other essentials.
- ✓ Disaster plan: Know what to do and where to go in case of different types of disasters, and make sure everyone in your household knows the plan.

How to Prepare for Natural Disasters Cont'd.



Know your evacuation route: Identify a safe place to go in case you need to evacuate, and know the best route to get there.



Protect your property: Take steps to secure your home and property, such as installing storm shutters or reinforcing garage doors.



Stay safe: Follow the instructions of emergency responders and local authorities, and be prepared to shelter in place or evacuate if necessary.

What to do during a Natural Disaster



Floods

- Listen to local news and weather reports for updates on the flood and any evacuation orders that may be issued.
- If you are advised to evacuate, do so immediately. Leave your home and go to a safe location.
- If you are unable to evacuate, stay in a safe place on the highest floor of your home, such as an attic or a second story.
- Avoid walking or driving through floodwaters. Even a few inches of water can be dangerous and cause you to lose your balance or your vehicle to become stuck.
- Stay away from power lines and electrical wires.
- If you are in a car and become trapped in floodwaters, stay in the car and call for help.
- If you are at home, turn off all utilities at the main power switch and gas valve, if possible.




Earthquakes

- Stay where you are. If you are indoors, stay inside and take cover under a desk or table. If you are outside, stay in an open area away from buildings, power lines, and utility poles.
- Protect your head and neck. If you are indoors, stay under a desk or table and hold on to it firmly. If you are outside, stay in the open and protect your head and neck with your arms.
- Stay away from windows, glass, and heavy objects that could fall and cause injury.
- Do not use elevators.
- If you are in a car, stop the car in a safe place and stay inside until the shaking stops.
- Be prepared for aftershocks. These can occur minutes, days, or even weeks after the initial earthquake.



Hurricanes

- Listen to local news and weather reports and follow any evacuation orders or instructions from emergency officials.
- If you are advised to evacuate, do so immediately. Leave your home and go to a designated shelter or safe location.
- If you are unable to evacuate, stay in a safe place in your home, such as an interior room or basement.
- Bring in outdoor furniture and other loose items to prevent them from being blown around by the wind.
- Close windows, doors, and shutters to protect your home from wind and water damage.
- Have an emergency supply kit on hand, including non-perishable food, water, a flashlight, a battery-powered radio, and any necessary medications.
- Stay away from windows and avoid using the phone or any electrical appliances.




Tornadoes

- Listen to local news and weather reports and follow any evacuation orders or instructions from emergency officials.
- If you are advised to evacuate, do so immediately. Leave your home and go to a designated shelter or safe location.
- If you are unable to evacuate, go to a pre-designated shelter area in your home, such as a basement or interior room on the lowest floor. Avoid windows and cover yourself with blankets or pillows to protect yourself from flying debris.
- If you are in a car or mobile home, get out immediately and seek shelter in a nearby building or sturdy structure. Do not try to outdrive a tornado.
- Stay away from windows and do not use the phone during a tornado.



Tsunamis

- Evacuate the area: If you are in a low-lying area, head for higher ground. If you are at the beach, go inland as far as possible.
- Stay away from the beach: Do not go down to the beach to watch the tsunami. The first wave may not be the largest, so do not assume that it is safe to return to the beach after the first wave has passed.
- Stay away from harbors and marinas: Tsunami waves can damage boats and create strong currents in harbors and marinas.
- Follow the evacuation route: that has been designated by local authorities. This route will lead you to the safest area possible.
- Listen to the radio: Stay tuned to local radio stations or a battery-powered radio for updates on the tsunami and any evacuation orders.
- Stay together: If you are with a group, stay together and check on your neighbors to make sure they are safe.
- Do not return home until it is safe: There may be hidden damage that makes your home unsafe.



Volcanoes

- Listen to local news and weather reports and follow any evacuation orders or instructions from emergency officials.
- If you are advised to evacuate, do so immediately. Leave your home and go to a designated shelter or safe location.
- If you are unable to evacuate, stay inside and protect yourself from falling ash and other debris by closing windows, doors, and ventilation systems including air conditioning and fans.
- If you are outside, seek shelter in a sturdy building or vehicle.
- Stay away from areas downwind of the volcano, as these may be impacted by ash and other volcanic emissions.
- If you are driving, use low beams and drive slowly, as ash and other debris may reduce visibility on the road. Keep your car windows closed and the air vents off to avoid inhaling ash.
- If you are outside and cannot seek shelter, cover your nose and mouth with a damp cloth to help filter the air.



Wildfires

- Listen to local news and follow any evacuation orders or instructions from emergency officials.
- If you are advised to evacuate, do so immediately. Leave your home and go to a designated shelter or safe location.
- If you are unable to evacuate, stay indoors with the windows and doors closed and turn off all ventilation, including air conditioning and fans.
- Close all doors and windows and place wet towels or sheets around door and window seals to help keep smoke out.
- Stay low to the ground, as smoke and harmful gases are more concentrated at higher elevations.
- If you are in a car, keep your windows closed and the air vents off to avoid inhaling smoke.
- Stay away from windows and doors to reduce the risk of injury from broken glass.



What to do after a Natural Disaster



Floods

- If the flood has receded, try to turn off the electricity and natural gas to your home, if it is safe to do so. Then, assess the damage and make a plan for cleaning up and making any necessary repairs.
- Take photos and document the damage for insurance purposes.
- Remove any standing water and dry out your home and belongings as much as possible.
- Remove and dispose of any items that have been contaminated by the floodwater, such as food, medications, and personal hygiene products.
- Clean and disinfect surfaces that have been in contact with floodwater.
- Check for structural damage and make any necessary repairs.
- If you need to evacuate, follow the instructions of local authorities and only return home when it is safe to do so.




Earthquakes

- Stay informed: Keep track of updates from official sources, such as the local government, emergency management agencies, and news outlets.
- Follow evacuation orders: Follow the designated evacuation routes and routes to emergency shelters.
- Check for damage: After the shaking stops, carefully check your home and workplace for any damage. If you smell gas or suspect a gas leak, open windows and doors and leave the building immediately.
- Stay away from floodwaters: Do not attempt to walk, swim, or drive through floodwaters, as they can be dangerous and may be contaminated.
- Help others if you can: If you are able, check on your neighbors and offer assistance to anyone who may need it.



Hurricanes

- Stay tuned to local news for updates and follow any evacuation orders or other instructions from authorities.
- Check for injuries and provide first aid if necessary.
- Stay away from floodwater, which can be contaminated and dangerous and can contain hazardous debris
- Check for damage to your home and make any necessary repairs.
- Clean up any debris and remove any items that have been damaged or destroyed.
- If you smell gas or suspect a gas leak, turn off the gas and evacuate immediately. Do not use any electrical switches, appliances, or light switches, as this could cause a spark and ignite a gas explosion.
- Restock your emergency supply kit and make sure you have enough supplies in case of another emergency.




Tornadoes

- Stay informed: Keep track of updates from official sources, such as the local government, emergency management agencies, and news outlets.
- Seek medical attention if necessary: If you or anyone else has been injured, seek medical attention as soon as possible.
- Stay safe: Avoid going near any power lines or poles, as they may be damaged and electrically charged. Also avoid going near any damaged buildings or structures, as they may be unstable and dangerous.
- Follow evacuation orders: If you are told to evacuate, do so immediately. Follow the designated evacuation routes and routes to emergency shelters.
- Stay away from floodwaters: Do not attempt to walk, swim, or drive through floodwaters, as they can be dangerous and may be contaminated.
- Stay calm: It is natural to feel stressed or anxious after a tornado, but try to stay calm and take care of yourself and your loved ones.



Tsunamis

- Stay informed: Keep track of updates from official sources, such as the local government, emergency management agencies, and news outlets.
- Stay safe: Avoid driving unless absolutely necessary, as roads may be damaged or blocked by debris. If you must drive, use low beam headlights and drive slowly.
- Stay away from the coast: Tsunamis are often accompanied by strong currents and waves, so it is important to stay away from the coast until it is safe to return. Avoid areas that have been impacted by the tsunami, as they may be unstable or dangerous.
- Stay calm: It is natural to feel stressed or anxious after a tsunami, but try to stay calm and take care of yourself and your loved ones.
- Avoid driving unless absolutely necessary, as roads may be damaged or blocked by debris.
- Help others: If you are able, provide assistance to those who may need it, such as helping with evacuations or offering first aid. But be sure to prioritize your own safety first.



Volcanoes

- Stay informed: Keep track of updates from official sources, such as the local government, emergency management agencies, and news outlets.
- Protect yourself from ash: Ash from a volcanic eruption can be harmful to your health. Wear a mask or use a cloth to cover your mouth and nose if you need to be outside in areas with ash.
- Stay away from impacted areas: Avoid areas that have been impacted by the volcanic eruption, as they may be unstable or dangerous.
- Stay safe: Avoid driving unless absolutely necessary, as ash can make roads slippery and visibility may be reduced. If you must drive, use low beam headlights and drive slowly.
- Seek medical attention if necessary: If you experience any unusual symptoms or have been injured, seek medical attention as soon as possible.
- Stay calm: It is natural to feel stressed or anxious after a volcanic eruption, but try to stay calm and take care of yourself and your loved ones.



Wildfires

- Stay informed: Keep track of updates from official sources, such as the local government, emergency management agencies, and news outlets.
- Follow evacuation orders: If you are told to evacuate, do so immediately. Follow the designated evacuation routes and routes to emergency shelters.
- Protect yourself from smoke: Smoke from a wildfire can be harmful to your health. Wear a mask or use a cloth to cover your mouth and nose if you need to be outside in areas with smoke.
- Stay away from impacted areas: Avoid areas that have been impacted by the wildfire, as they may be unstable or dangerous.
- Stay safe: Avoid driving unless absolutely necessary, as ash and debris can make roads slippery and visibility may be reduced.
- Seek medical attention if necessary: If you experience any unusual symptoms or have been injured.



Numbers to call in case of emergencies

Lebanon



Police: 112
Lebanese Red Cross: 140
Fire Department: 175
General Security: 1717
Civil Defense: 125

Turkey



Emergency: 112
Police: 155
Fire Department: 110
Forest Fire: 177

France



Ambulance: 15
Police: 17
Fire: 18
General Emergency: 112

Romania



Emergency Number: 112

Palestine



Police: 100
Ambulance: 101
Civil Defense: 102

Finland



Emergency Number: 112

Hungary



Emergency hotline: 112
Ambulance: 104
Fire service: 105
Police: 107

Germany



Police: 110
Fire, Ambulance, & Paramedics: 112
Medical Care: 116, 117



Bilgi Paylaşım Topluluğu

This project funded by the Erasmus+ Program of the European Union. However, European Commission and Turkish National Agency cannot be held responsible for any use which may be made of the information contained therein.