



**DIGITAL
STORYTELLING
MANUAL FOR
YOUNG PEOPLE**



INTRODUCTION

Welcome to the world of digital storytelling! In this exciting journey, you will discover the power of creativity and technology to express yourself and share your stories. Digital storytelling is an innovative way to combine personal narratives, artistic expression, and digital media to create impactful and engaging stories.

With digital storytelling, you can use multimedia elements like images, videos, and music to bring your stories to life. Whether it's a personal experience, a social issue you care about, or simply a tale that sparks your imagination, digital storytelling provides a platform for you to express your thoughts, emotions, and perspectives in a unique and captivating way.

Why should you engage in digital storytelling? Well, it's not just about telling stories. It's about developing critical thinking skills, building confidence, and connecting with others. Through digital storytelling, you can develop your creativity, communication skills, and digital literacy, all while sharing your unique voice with the world.

Digital storytelling is not only a creative outlet but also a powerful tool for promoting social change and raising awareness about important topics. It allows you to shine a light on issues that matter to you, sparking conversations and inspiring others to take action.

So, are you ready to embark on this digital storytelling adventure? Get ready to unleash your imagination, discover new ways of self-expression, and connect with a community of storytellers. Together, let's harness the power of technology and storytelling to make a difference in the world.

Partners



Hidak Ifjúsági Alapítvány
(Hungary)

www.youthbridgesbudapest.org



Youth Initiative Center
(The Netherlands)

www.youthinitiativecenter.eu



Youthfully Yours SK
(Slovakia)

www.youthfullyyours.sk



JUMPIN HUB
(Portugal)

www.jumpinhub.com



Zavod Aspira
(Slovenia)

www.aspira.si



Smart Idea
(Slovenia)

www.projects-with-igor.eu

TABLE OF CONTENTS

Introduction	2
MODULE 1: Introduction into digital storytelling	5
MODULE 2: Areas in personal life where digital storytelling is supportive	13
MODULE 3: Technical skills needed for digital storytelling	26
MODULE 4: Empowering Young Storytellers: Step-by-Step Guide and Digital Tools for Compelling Digital Storytelling	34
MODULE 5: Privacy and copyrights in digital storytelling	44



MODULE 1: INTRODUCTION INTO DIGITAL STORYTELLING

Aim

This module provides a short introduction to digital storytelling as a powerful tool for you to use. Digital storytelling is a multimedia approach that combines personal narratives, artistic expression, and digital technology to create compelling stories. It offers a platform for you to share your experiences and perspectives on different topics, including youth mental health, safely and creatively. The module explores the reasons for using digital storytelling, such as promoting self-expression, critical thinking, and social change, while discussing potential challenges and limitations. Additionally, it introduces the 5 C's of storytelling: Circumstance, Curiosity, Characters, Conversations, and Conflicts, which are crucial elements to consider when crafting impactful digital stories.

Goals

- You will understand the concept of digital storytelling as a creative and empowering tool for self-expression and sharing personal experiences.
- You will understand how you and young people, in general, can benefit from digital storytelling, such as developing critical thinking skills, building confidence, and raising awareness about important issues.
- You will understand the importance of the 5 C's of storytelling - Circumstance, Curiosity, Characters, Conversations, and Conflicts - to create engaging and impactful digital stories.
- You will understand how to use digital storytelling as a means of fostering connections, empathy, and understanding among peers while promoting their own mental health and well-being through creative expression

A short introduction to digital storytelling

Digital storytelling is a creative and dynamic process that combines personal narratives, digital media, and technology to create compelling stories. It provides a platform to express yourself, share your experiences, and connect with others meaningfully.

You can use digital storytelling as a powerful tool for self-expression, creativity, and communication. By utilizing various multimedia elements such as images, videos, music, and text, they can craft captivating stories that reflect their thoughts, emotions, and perspectives. Whether it's a personal story, a social issue you care about, or a piece of fiction, digital storytelling empowers you to engage and captivate your audience.

Digital storytelling is important for several reasons. Firstly, it helps you develop essential skills such as critical thinking, communication, and digital literacy. By planning, creating, and editing their digital stories, you enhance their ability to organize ideas, convey messages effectively, and navigate digital tools.



Moreover, digital storytelling provides a platform to amplify your voice and advocate for issues that matter to you. It enables you to raise awareness, challenge stereotypes, and promote social change by sharing their stories with a broad audience. Through digital storytelling, you can inspire empathy, foster understanding, and create a sense of community.

Additionally, digital storytelling offers a unique avenue for you to explore your own identities and strengthen your self-confidence. It encourages you to reflect on your experiences, values, and aspirations, empowering them to embrace individuality and find your voice.

In a rapidly evolving digital world, digital storytelling equips you with essential skills for the future. It nurtures creativity, collaboration, and digital fluency, providing the tools to navigate the digital landscape confidently and responsibly. By harnessing the power of technology and storytelling, you can become active participants in shaping your narratives and contributing to a more inclusive and interconnected society.



Why and when to use digital storytelling

To decide why, when, and how to use digital storytelling, we are providing some vital pro and con reasons.

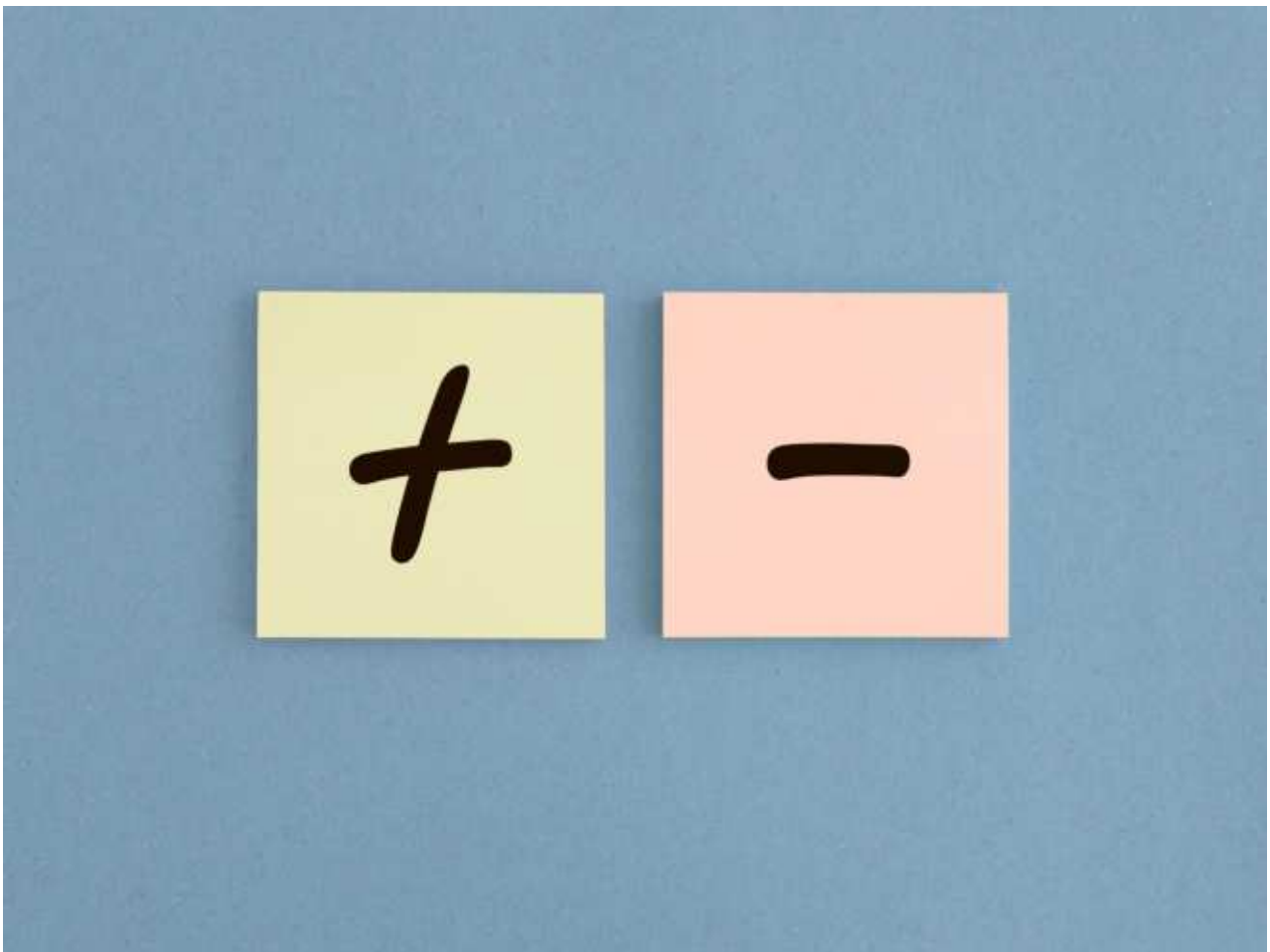
Reasons for using digital storytelling:

1. **Creative Expression:** Digital storytelling provides a creative outlet for individuals to express their thoughts, emotions, and perspectives. It allows for integrating multimedia elements like images, videos, and music to enhance storytelling and engage the audience on multiple levels.
2. **Amplifying Voices:** Digital storytelling amplifies marginalized voices, providing a platform for individuals and communities to share their unique stories and experiences. It empowers individuals to raise awareness, challenge stereotypes, and advocate for social change.
3. **Educational Tool:** Digital storytelling is a valuable educational tool that enhances learning experiences. It fosters critical thinking, digital literacy, and communication skills. It can be used in various subjects to convey complex concepts, encourage empathy, and promote active engagement.
4. **Building Connections:** Digital storytelling connects people across geographical and cultural boundaries. It creates opportunities for collaboration, dialogue, and understanding. By sharing personal narratives, individuals can find common ground, inspire empathy, and foster community.

Reasons against using digital storytelling:

1. **Digital Divide:** The digital divide refers to the gap between those who have access to technology and those who do not. Limited access to digital tools and resources can hinder the widespread adoption of digital storytelling, making it less inclusive.
2. **Authenticity Concerns:** In an era of digital manipulation, there may be concerns about the authenticity of digital stories. The use of editing software and the potential for misinformation or biased narratives may raise doubts about the credibility of digital storytelling.
3. **Privacy and Safety:** Sharing personal stories online raises privacy and safety concerns. Everyone must consider the potential risks of sharing sensitive information and take appropriate measures to protect their identities and well-being.
4. **Technical Challenges:** Digital storytelling requires a level of technical proficiency. Individuals may face challenges in mastering the necessary digital tools and technologies, limiting their ability to create and share digital stories effectively.

Understanding the reasons for and against digital storytelling enables individuals to decide when and how to utilize this powerful medium. By considering its strengths and limitations, digital storytelling can effectively inspire, educate, and bring about positive change.



5 C's of storytelling:

Circumstance, Curiosity, Characters, Conversations, and Conflicts

Understanding the 5 C's of storytelling - Circumstance, Curiosity, Characters, Conversations, and Conflicts - can significantly enhance the impact and engagement of digital stories.

- 1** • **Circumstance:** Every story has a unique circumstance that sets the stage and provides context. In digital storytelling, you establish the setting, time, and place of your narratives. By introducing the circumstance effectively, you can capture the attention of your audience and create a foundation for your story.
- 2** • **Curiosity:** Curiosity is the driving force behind compelling storytelling. You can ignite curiosity by posing thought-provoking questions, presenting intriguing situations, or sharing surprising facts. By piquing curiosity, you can captivate your audience and keep them engaged throughout the digital story.
- 3** • **Characters:** Characters are the heart and soul of any story. In digital storytelling, you breathe life into their narratives by creating relatable and well-developed characters. These characters can be based on real people or fictional creations. By making the characters authentic and multi-dimensional, you can forge emotional connections with your audience.
- 4** • **Conversations:** Conversations play a vital role in digital storytelling. They bring the narrative to life, showcasing the interactions and dialogue between characters. You can use conversations to reveal emotions, convey information, and propel the story forward. Engaging and realistic conversations help create a sense of immediacy and authenticity in digital stories.
- 5** • **Conflicts:** Conflicts add tension and excitement to a story. They create obstacles for the characters to overcome and drive the narrative forward. In digital storytelling, you can introduce conflicts that challenge your characters, spark emotions, and prompt reflection. Resolving conflicts can lead to personal growth and provide valuable lessons within the digital story.

Understanding and applying the 5 C's of storytelling in digital storytelling empowers you to create impactful narratives. By carefully crafting the circumstance, cultivating curiosity, developing compelling characters, incorporating meaningful conversations, and introducing conflicts, you can create digital stories that resonate with your audience and leave a lasting impression.





**MODULE 2:
AREAS IN PERSONAL LIFE, WHERE
DIGITAL STORYTELLING IS SUPPORTIVE**

Aim

This module aims to provide young people with a thorough understanding of how digital storytelling can be supportive and transformative in various aspects of their personal lives. It provides an insight into the usage of DST in different areas, such as mental health, education, career, cultural heritage, activism, travel and personal growth. It draws special attention on how DST can facilitate skills- and competence development of young people, increase their career opportunities, and create social impact. This module contributes a deeper understanding on why to use DST, and gives meaningful topic ideas for the users.

Goals

- To understand how DST can support different areas in personal and public life
- To understand how DST can facilitate skills- and competence development of young people, increase their career opportunities, and create social impact.



Digital storytelling has become an increasingly popular medium for sharing experiences and telling stories in the digital age. With the power to combine creativity, technology, and personal expression, it offers numerous benefits in multiple areas of our personal lives. This module aims to provide a thorough understanding of how digital storytelling can be supportive in various aspects of your personal life.

Here are some areas of your personal life where digital storytelling can support you.

- Education and Learning
- Personal Branding and Professional Development
- Mental Health and Well-being
- Social Activism and Advocacy
- Cultural Preservation and Heritage
- Travel and Exploration
- Personal Growth and Self-Reflection

Lets see how and why to use digital storytelling in these areas.



EDUCATION AND LEARNING

Enhance your learning journey through digital storytelling. Create engaging presentations, podcasts, or videos that explain complex concepts, review books or movies, or share knowledge on topics you're passionate about.

Creativity: DST fosters creative thinking by requiring brainstorming, story planning, and content organization. This process requires to tap into the imagination and innovate to create a compelling story.

Communication skills: By crafting a digital story, young people learn to effectively articulate their thoughts and ideas, choose appropriate language and visuals, and structure their content coherently. This enhances their verbal and written communication skills.

Critical thinking: To create a digital story, young people need to analyze and synthesize information, identify key messages, and make decisions on how to represent their ideas visually. This encourages critical thinking and helps them develop skills for evaluating and organizing information effectively.

Digital literacy: Digital storytelling requires young people to navigate various digital tools and platforms, such as video editing software or online storyboard creators. This improves their digital literacy skills, making them comfortable with technology and providing them with valuable digital skills that are increasingly important in today's world.

Collaboration and teamwork: Digital storytelling often involves working in teams, where young people collaborate, brainstorm ideas, delegate tasks, and combine their skills and talents to create a final product. This fosters teamwork, effective communication, and the ability to collaborate successfully in diverse settings.



PERSONAL BRANDING AND PROFESSIONAL DEVELOPMENT

DST showcases skills and interests, aiding future job prospects. Build a personal website or an online portfolio that highlights your accomplishments, projects, and experiences. You can also create captivating storytelling resumes or cover letters to make an impact on potential employers.

Building an online presence: Digital storytelling allows you to create a strong online presence by sharing stories on platforms like personal websites, blogs, or social media. You can create the content to align with your career goals, thus establishing yourself as experts in your field.

Networking opportunities: Sharing digital stories attracts like-minded individuals and opportunities for young professionals. By connecting and engaging with your audience, you can expand your professional network, collaborate with peers, and gain exposure to potential mentors or employers.

Showcasing skills and experiences: Digital storytelling provides a platform to highlight your skills, projects, and experiences. You can create digital portfolios or showcase your work through multimedia formats, demonstrating your capabilities to potential employers or clients.



MENTAL HEALTH AND WELLBEING

DST can be a tool for reducing isolation and advocating for mental health. It shows that we are not alone with our problems, fears, weaknesses and difficult situations, thus it strengthens the feeling to belonging. Here are several ways how:

Validation and normalization: Through DST, you can find a sense of connection and validation by hearing and seeing others who have similar experiences. This helps to realize that you are not alone in your struggles, reducing feelings of isolation and increasing your overall well-being. It empowers to share personal stories, break the silence around mental health challenges, and reduce the stigma associated with seeking help.

Peer support and community building: Digital storytelling creates opportunities to connect with others who may be going through similar challenges. It enables the formation of online communities where individuals can share their stories, offer support, and provide encouragement to one another. This sense of belonging fosters resilience and provides a supportive network.

Education and awareness: By sharing their stories, young people can educate others about various mental health issues, their causes, and possible solutions. DST fosters the dissemination of important information, increasing awareness, understanding, and empathy among the wider community.

Therapeutic benefits: The act of creating and sharing digital stories can be therapeutic, allowing young people to communicate and process their emotions in a safe and creative way. It offers an alternative form of therapy that can complement other mental health interventions and support their overall well-being.

Don't forget that digital storytelling can be emotionally charged, so it's important to create safe spaces for sharing, respecting privacy, and providing support to those who may need it.



SOCIAL ACTIVISM AND ADVOCACY

Use the power of DST to raise awareness about social issues that matter to you. Share stories, testimonials, or documentaries to shed light on environmental problems, human rights violations, mental health, or any other cause you support. Use it to educate, inspire, and create a societal impact.

➔ Raising Awareness: DST allows activists to create and share impactful stories that can raise awareness about various social issues and causes. By utilizing multimedia elements such as videos, photos, and textual narratives, they can effectively convey their messages to a broader audience, educating and inspiring others to take action.

➔ Creating Online Communities: Through DST, you can reach out to a global audience and connect with others who share your values, beliefs, and aspirations, thus fostering collaboration and strengthening their collective impact.

➔ Stereotypes and Misconceptions: DST enables activists to challenge prevailing stereotypes and misconceptions related to social issues. By sharing authentic narratives, they can debunk myths, provide alternative perspectives, and reshape public understanding, ultimately contributing to more inclusive and informed discussions around important societal matters.

➔ Marginalized Voices: DST provides a platform for marginalized voices to be heard, offering an opportunity for activists to shed light on social issues that often remain unnoticed or ignored. By reclaiming their narratives and sharing them widely, they can bring attention to injustices, amplify historically unheard voices, and advocate for more equitable societies.



CULTURAL PRESERVATION AND HERITAGE

Local cultural heritage helps in maintaining the identity and uniqueness of a community or region. It reflects the customs, traditions, and values that have been passed down for generations, providing a sense of belonging and pride for locals. You can play a vital role in supporting the preservation of local cultural heritage and history through DST. It can support:

- Preserving oral traditions
- Facilitating intergenerational connections
- Increasing accessibility
- Building cultural bridges
- Creating a sense of belonging

Young people can play a vital role in supporting the preservation of local cultural heritage and history through digital storytelling. Digital platforms offer an accessible and creative way of capturing and sharing stories, traditions, and historical facts.

By utilizing DST, young people can create engaging and interactive content such as videos, podcasts, or blogs to document and promote local heritage. They can interview community elders, visit historical sites, and research archives to gather information. By incorporating multimedia elements like photographs, videos, and oral narratives, DST can bring local history to life and make it more relatable and appealing to younger generations.

Furthermore, by sharing these digital stories online, young people can raise awareness about the importance of cultural heritage preservation and advocate for its protection. They can reach a wider audience and engage with people from different backgrounds, fostering cross-cultural understanding and appreciation.



TRAVEL AND EXPLORATION

If you're passionate about exploring new places and cultures, utilize DST to document your adventures. Create travel blogs, vlogs, or photo diaries, showcasing your experiences, local cuisine, hidden gems, and the people you meet. This allows you to relive your memories, share recommendations, and inspire others.

Connecting Communities: DST enables young travelers to connect with like-minded individuals, both locally and globally. Online communities and platforms dedicated to travel and exploration allow young people to share their stories, seek advice, and build networks. This fosters a sense of belonging, encourages collaboration, and creates opportunities for shared experiences.

Preservation of Memories: DST allows young travelers to document their journeys and preserve their memories in a multimedia format. Through videos, photos, and blogs, they can capture the highlights of their trips, creating a visually appealing narrative that they can revisit and share with friends, family, and peers.

Inspiring Exploration: Through engaging storytelling techniques, young people can inspire and encourage others to explore the world. Sharing stories of personal growth, challenges overcome, and the beauty of different cultures can inspire their peers to step out of their comfort zones, and discover new places and experiences.

Virtual Exploration: DST also allows young people to virtually explore different destinations, even if they are unable to travel physically. Through virtual reality (VR) or interactive platforms, they can experience different cultures, landmarks, and natural wonders, expanding their horizons and deepening their understanding of the world.



PERSONAL GROWTH AND SELF-REFLECTION

Engaging in the process of DST can help to reflect on your own experiences, leading to personal growth and development. This form of self-exploration can enhance self-awareness and promote positive coping mechanisms for mental health challenges.

DST also supports:

- understanding and expressing emotions
- building self-confidence
- developing empathy and understanding
- encouraging critical reflection
- promoting problem-solving skills
- fostering collaboration and communication.

Keep a digital journal or blog where you reflect upon your goals, experiences, and personal growth. Share your challenges, achievements, and the lessons you've learned along the way. Documenting your journey through DST helps you develop self-awareness, track progress, and inspire others who may be facing similar situations.

Reflect on the process: Take some time to reflect on your experience of creating and sharing your digital story. Consider the skills you developed, the impact it had on you and on others, and what you have learned about yourself through the process. Reflecting on your journey will help you grow as a storyteller and as an individual. Remember that DST is a continuous learning process. Embrace the power of storytelling to express yourself, connect with others, and promote personal growth.




How to express your feelings digitally?

We collected some tips to help you express your feelings effectively through DST:

- Choose the right medium: Decide on the digital medium that best aligns with your feelings and intentions. This could include writing a blog, recording a podcast, creating a video, or even designing a visual graphic.
- Find your theme: Identify the central emotion to provide a clear focus for your audience. It could be happiness, sadness, anger, love, or any other strong emotion.
- Plan your story: Outline the structure of your story, including a beginning, middle, and end. Determine the key moments you want to emphasize to convey your feelings effectively. Consider using a narrative arc to create tension and resolution.
- Use tone and style: The tone and style of your storytelling can greatly impact how your feelings are conveyed. Use appropriate language, imagery, and visuals to evoke emotions. Experiment with different multimedia elements, such as music, sound effects, or animations, to enhance your storytelling and create a more immersive experience.
- Show, don't tell: Instead of explicitly stating your feelings, try to show them through vivid descriptions, examples, or metaphors. Use sensory details and imagery to help your audience experience emotions alongside your story.
- Personalize your story: Infuse your own experiences, thoughts, and perspectives into your storytelling. This personal touch will help your audience connect with your emotions on a deeper level.
- Experiment with formats: Digital storytelling offers various formats and techniques. This could include creating a collage, using animation, incorporating interactive elements, or even designing a simple comic strip. Explore different formats that might best express your feelings.
- Engage your audience: Consider ways to interact with your audience, such as including open-ended questions, prompts for reflection, or opportunities for them to share their own experiences related to your story. This involvement can deepen their connection to the emotions you're expressing.
- Receive feedback: Share your digital story with others and be open to receiving feedback. This will help you understand how effectively your emotions are being conveyed and allow you to make any necessary revisions or improvements.

Remember, the key to expressing your feelings through digital storytelling is to be authentic, engaging, and sensitive to your audience's emotional experience.

Digital storytelling has revolutionized the way young people navigate various aspects of their lives. Embracing this medium can unlock countless opportunities for young individuals to learn, grow, and make a lasting impact on the world around them. So why wait? Start harnessing the power of digital storytelling today.





**MODULE 3:
TECHNICAL SKILLS NEEDED FOR
DIGITAL STORYTELLING**

Aim

- Understanding of good skills needed for digital storytelling.
- How to train your skills?
- Benefits of good digital skills

Goals

- To understand the skills needed for digital storytelling and how to use it.
- To know the benefits of having a good skill set
- To develop your skill set.



Understanding of skills needed for digital storytelling

Digital storytelling is the art of using different digital media formats to present a story or message. The following abilities and knowledge are necessary for using digital storytelling effectively:

→ **Storytelling Skills:** Creating a story with a strong beginning, middle, and end, interesting characters, and a unifying theme requires storytelling skills.

For illustration, a nonprofit organisation shares the journey of a person who has benefited from their services using digital storytelling, emphasising the change from struggle to success.

→ **Content creation:** Possessing the ability to create and edit digital content, including text, images, videos, and graphics, in order to support a story.

A travel blogger, for instance, chronicles their travels and posts them online using a combination of written travel diaries, excellent photos, and quick videos.

→ **Multimedia Production:** The ability to logically combine different media elements (such as pictures, videos, animations, and audio) to improve the storytelling process.

Example: To provide thorough coverage of a breaking news story, a news outlet combines written articles, infographics, interviews, and video content.

→ **Copy Writing:** The art of creating clear, compelling text to go along with multimedia components.

As an illustration, an e-commerce website will use persuading product descriptions, positive customer feedback, and eye-catching images to promote sales.



Visual Storytelling: Understanding how to successfully portray ideas and emotions via the use of visual components such as composition, colour, and typography.

As an illustration, an infographic artist employs data visualisation techniques to simplify and make audience-friendly complicated numbers.

Video Production: The ability to capture, edit, and create videos that visually tell a story.

Example: A filmmaker makes a brief video about a neighborhood initiative, using participant interviews and images of the project's effects.

Data Visualisation: Data visualisation is the ability to present information visually, such as through maps, charts, and graphs, in order to convey stories using the data.

Example: To illustrate the consequences of increasing temperatures and sea levels in various places, a climate change organisation utilises interactive maps and charts.

Social Media Management: Knowledge of social media platforms and how to utilise them to share content, interact with audiences, and disseminate stories.

As an illustration, a food blogger uses eye-catching photos and interesting captions to describe their gastronomic adventure through Instagram stories.

SEO and Analysis: Understanding how to make digital information more visible and effective by optimising it for search engines and analysing user statistics.

Using SEO strategies, for instance, a content marketer may increase the visibility of a blog post and increase the volume of natural visitors to their website.



How to improve your skills

Digital storytelling skills encompass a wide array of creative and technical abilities. By practicing various exercises and learning from real-world examples, you can refine your storytelling prowess. These exercises and examples will empower you to captivate your audience, convey messages effectively, and create memorable narratives across diverse digital platforms.

Examples and exercises:

1. Visual Storytelling through Instagram Stories

Exercise: Craft a series of engaging Instagram Stories that narrate a personal journey or a behind-the-scenes look at your work.

Example: Follow @NatGeo's Instagram Stories, where they showcase stunning visuals paired with informative captions to tell compelling stories about the natural world.

Benefit: Enhance your skills in visual storytelling within the constraints of short-form content, perfect for social media engagement.

2. Microblogging Mastery on Twitter

Exercise: Create a thread of tweets to convey a thought-provoking story or share valuable insights.

Example: Explore @thethreadreader, where users compile Twitter threads to present cohesive narratives or educational content.

Benefit: Learn how to structure concise yet impactful narratives, ideal for Twitter

3. Interactive Storytelling with Interactive Websites

Exercise: Build a simple interactive website using platforms like WordPress or Wix, incorporating multimedia elements and interactivity to convey a narrative.

Example: Visit "The Boat" interactive web documentary by The Guardian, which immerses users in a compelling narrative through multimedia elements.

Benefit: Develop skills in designing immersive digital experiences for your audience.

4. Podcast Storytelling and Scriptwriting

Exercise: Create a script for a podcast episode on a topic you're passionate about, focusing on engaging storytelling techniques.

Example: Listen to "Serial," a popular podcast that masterfully blends investigative journalism with narrative storytelling.

Benefit: Improve your scriptwriting and narration skills for audio-based storytelling.

5. Data Visualization and Infographics

Exercise: Choose a data-driven topic and design an informative infographic or chart to convey key insights.

Example: Explore the work of data visualization experts like Edward Tufte and the data-driven stories on FlowingData.com.

Benefit: Gain proficiency in turning complex data into accessible narratives.

6. User-Generated Content Campaigns

Exercise: Launch a user-generated content campaign on social media, inviting your audience to share their stories or experiences related to a specific theme or product.

Example: Starbucks' #MyStarbucksStory campaign encouraged customers to share their Starbucks experiences, resulting in a wealth of engaging user-generated content.

Benefit: Learn how to harness the power of audience participation to amplify your storytelling efforts.

7. Storytelling Through Virtual Reality (VR)

Exercise: Create a simple VR experience using tools like Unity or A-Frame, where users can immerse themselves in a narrative environment.

Example: Explore "The VR Experience" by The New York Times, offering an immersive journey through visual storytelling.

Benefit: Dive into the world of immersive storytelling and develop skills in crafting narratives for emerging technologies.

By actively participating in these exercises and drawing inspiration from real-world examples, you can continuously refine your digital storytelling skills. As you explore various formats and platforms, you'll discover your unique voice and style while connecting with your audience on a deeper level. Whether you're a novice or an experienced storyteller, ongoing practice and learning are the keys to mastery in the ever-evolving realm of digital storytelling.



Benefits of having a skillset to use digital storytelling

A strong skillset in creating digital storytelling offers numerous benefits, allowing individuals and organizations to engage, inform, and inspire their audiences effectively. Here's a brief introduction followed by examples and benefits:

A well-developed skillset in digital storytelling equips storytellers with the tools to craft compelling narratives using multimedia elements such as text, images, videos, and graphics. This proficiency opens doors to a world of creative possibilities, enabling them to connect with audiences in meaningful ways.

Examples and Benefits:

1. Enhanced Engagement

Example: A fashion brand employs visually stunning videos and images on social media to showcase its latest collection.

Benefit: Increased user engagement and interaction, leading to higher brand visibility and sales.

2. Effective Education

Example: An educational app combines interactive animations, quizzes, and multimedia content to teach complex subjects.

Benefit: Improved comprehension and retention of educational material among users.

3. Emotional Connection

Example: A nonprofit shares personal stories of beneficiaries through video testimonials.

Benefit: Fosters emotional connections with donors and supporters, encouraging continued contributions.

4. Data Visualization

Example: A news outlet uses infographics and interactive charts to simplify complex data related to a global issue.

Benefit: Enhanced understanding and awareness of critical topics through accessible data presentation.

5. Brand Storytelling

Example: A tech company creates a narrative video detailing its journey from startup to industry leader.

Benefit: Building a relatable brand narrative that resonates with customers and fosters brand loyalty.

Community Building

Example: An online forum shares user-generated stories and experiences related to a specific hobby or interest.

Benefit: Strengthens a sense of community and shared identity among enthusiasts.

Innovative Marketing

Example: An e-commerce platform employs augmented reality (AR) to allow customers to virtually try on clothing items.

Benefit: Attracts tech-savvy consumers and sets the brand apart in a competitive market.

Impactful Advocacy

Example: An environmental organization creates a multimedia campaign illustrating the consequences of deforestation.

Benefit: Generates public support and action for environmental conservation efforts.

Interactive Entertainment

Example: A video game developer combines storytelling with gameplay to immerse players in an engaging narrative.

Benefit: Provides an entertaining and immersive gaming experience.

Measurable Results

Example: A marketing agency uses web analytics to track the performance of a content marketing campaign.

Benefit: Enables data-driven decision-making, optimizing future storytelling strategies.

In conclusion, a strong skillset in digital storytelling empowers individuals and organizations to communicate their messages effectively, connect with audiences on a deeper level, and achieve a wide range of objectives, from education and advocacy to marketing and entertainment.





**MODULE 4:
EMPOWERING YOUNG STORYTELLERS:
STEP-BY-STEP GUIDE AND DIGITAL TOOLS
FOR COMPELLING DIGITAL STORYTELLING**

Aim

This Module aims to empower and equip young individuals with the necessary skills and knowledge to create compelling digital stories. By providing step-by-step instructions and examples of digital storytelling tools, the goal is to help participants understand the storytelling structure and elements, develop engaging narratives, and enhance their storytelling by integrating multimedia elements such as audio, video, and interactivity. The Module also aims to introduce age-appropriate platforms and resources suitable for young storytellers, fostering creativity and self-expression through digital media.

Goals

- You will understand the storytelling structure and necessary elements.
- You will gain step-by-step instructions on how to use various digital storytelling tools, allowing you to express your ideas, emotions, and experiences creatively through multimedia.
- You will develop the skills to craft visually appealing and impactful digital stories by incorporating audio, video, and interactive elements.
- You will explore platforms and resources suitable for young storytellers, fostering your creativity and self-expression in the digital realm.
- By the end of this Module, you will be equipped with the knowledge and skills to confidently create and share meaningful digital stories, making your voice heard in the digital landscape.

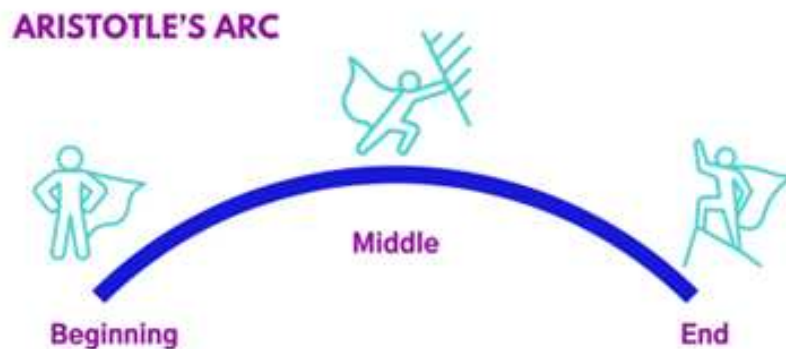


Discovering the Secrets of Awesome Stories

Ever wondered how stories grab your attention and make you feel all the feels? It's all about sharing messages, feelings, and thoughts in a fun way. To become a successful storyteller, you have to learn the secret formula. Which we also call storytelling structures. They will help you unveil the magic of awesome tales. Let's dive into a few cool structures:

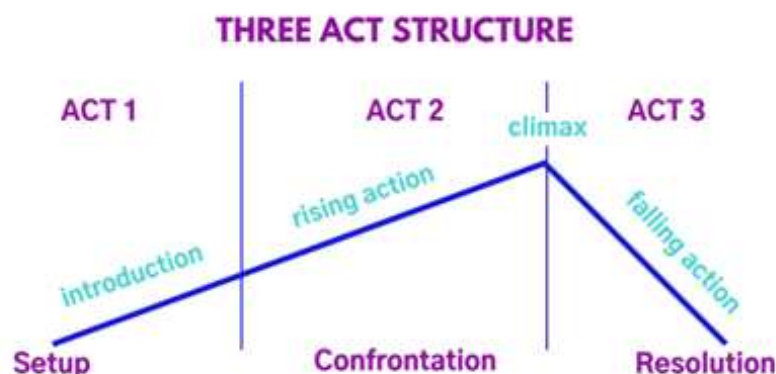
Aristotle's Arc

- Imagine starting with characters in a calm setting at the beginning, then throwing them into some challenges and adventures in the middle, and at the end showing that their problems were solved, and they learned some awesome lessons. That's the magic of Aristotle's Arc! This is like the OG story format from ancient Greece, which has been a recipe for storytelling success for centuries! Basically, mix in character growth and moral lessons for a captivating tale.



Three Act Structure

- Now, picture a very similar Aristotle's Arc but build it like a puzzle in three parts! Start with the introduction of your heroes and the setup of their world. Bring in more puzzle pieces in the second part to shape your heroes through conformation and challenges. This will help you add the adventurous or suspenseful touch to your story. Finally, cheer as your heroes conquer challenges in the story resolution. Which will feel like finding the final piece for your puzzle. A thrilling flow in a tale like this one will bring you awesome result and make you a storytelling master in no time!



Freytag's Triangle

- Gustav Freytag, a storytelling master from Germany, added even more excitement to these storytelling structures. His Triangle has five simple, but powerful steps. Start with exposing your characters to your audience but think about how to build some tension conflict. Rising action is where your story becomes like a rollercoaster. Once it reaches the top, that's your storytelling climax and the turning point for your heroes. Then, of course, the ride has to come to an end. You begin crafting the journey of falling action – it's the time to untangle any conflicts that build up when rising! Don't forget to land safely with a satisfying conclusion.



So, fellow future storytellers, think of these storytelling structures as your foundation on which you can build as many floors as you want while keeping in mind that the view from the top should be worth going through the whole journey to the top. Remember to keep your audience hooked and your stories super awesome, and you will become a storyteller master in no time!



Crafting Stories with Exciting Elements

Storytelling elements are the building blocks of stories. They include things like thrilling adventures, surprising plot twists, unique powers, talking animals, and time-travel journeys that make stories captivating and fun. Here are some examples of storytelling elements used in popular movies. Let's see and learn how to create exciting twists in any story!

Epic quests: Imagine going on a journey like Percy, Glover, and Annabeth did in "Percy Jackson & the Olympians." Creating a setting where your heroes embark on thrilling quests, like finding hidden treasures or saving magical worlds, is a fantastic to keep your audience invested in the story.

Mysterious plot twists: Just like in "Stranger Things," unexpected plot twists keep you at the edge of your seat. Imagine a story where you think you know what's up, but then BOOM! The whole thing turns out to be completely different! Learning how to write plot twists is truly a skill that every storyteller should master.

Superpower adventures: Think about Spider-Man swinging around New York City or Elsa's powers in "Frozen." Stories with characters who have cool superpowers make for action-packed and magical adventures. With an adventure full of magic, you will likely attract many people because audiences love exploring the realm of superpowers.

Talking animals and creatures: Remember "Alvin and the Chipmunks" with cute little chipmunks who could talk to people and cause a lot of mischief too? Stories with talking animals or creatures that become best friends with humans are awesome for fun stories.

Time travel shenanigans: Try bringing the "Back to the Future" type of fun into your tales! Imagine a story where characters meet different historical figures, explore unexpected timelines, and change the course of events as they travel through time. Time travel stories are truly a wild ride which will leave you craving for more.



Diving into the World of Digital Storytelling

Did you know that there can be fun twist in the storytelling itself? We already gave you a little hint with the movies. Now, officially welcome to the realm of digital storytelling which is like mixing creativity with cool technology. Here, stories come alive with pictures, videos, and sounds – it's not just words anymore! Get ready for exciting adventures in the digital storytelling universe!

To become a digital storyteller also means to learn the magic behind the finished masterpieces. Start with picking a digital medium that feels closest to your heart to ensure the maximum joy and persistence in the learning process. It will also help you to express your ideas, emotions, and experiences more easily.

Check out these cool recommendations for online tools that turn ideas into awesome digital stories:

- For pictures: [Canva](#) – Design visuals, graphics, posters with creative ease.
- For videos: [Shotcut](#) – Edit videos, add effects, music for cinematic storytelling.
- For sounds: [Audacity](#) – Record, mix sounds, create podcasts or musical stories that captivate audiences.
- For animations: [Powtoon](#) – Animate ideas, craft engaging visual stories with animation magic.
- For more multimedia: [Adobe Spark](#) – Design, add videos, text – create multimedia masterpieces.

Also, you can try these three simple activities to discover or boost your creativity first. Discover your voice which will help you to create captivating stories to share with others!


1. **Create a mood board:** Create a digital mood board for a story idea. Collect images, colors, and quotes that capture the essence of your tale. This visual inspiration board can guide your storytelling journey.
2. **Craft visual metaphors:** Find symbolic imagery to represent emotions metaphorically. For example, a wilting flower can symbolize sadness or loss. A rainbow can symbolize happiness and good times after struggling. Once you have selected your symbols, think of how to communicate the story to others. Feel free to use any online digital tool.
3. **Do a character mashup:** Combine two completely different characters from your favorite stories or even real life. Imagine how they'd interact in a new adventure. Use your preferred digital tool to create visual representations of these fun hybrids.

Exploring and Engaging in Digital Storytelling Platforms






Maybe, you already have some story in mind, or maybe you are still at the very beginning of your storytelling journey in the digital realm. Either way, take some time to explore different platforms that foster creativity and self-expression through multimedia elements. Get ready to get inspired and to broaden your horizons with these cool platforms perfect for digital storytelling:

- [Canva](#): Design visual stories, posters, and graphics using Canva's user-friendly interface. Turn your ideas into captivating visuals and share them with fellow creators!
- [Instagram](#): Share your stories through photos, videos, and short captions. Remember to think of how to create a captivating introduction to your stories.
- [TikTok](#): Film and create short videos with music, effects, and creativity. Sharing your stories in a dynamic format has been one of the most effective and empowering ways to do it!
- [YouTube](#): Watch, create and upload videos with your stories and reach global audience. Dive deep into the power of storytelling through videos!
- [X \(former Twitter\)](#): Create short compelling stories by using 280 characters or less accompanied by photos and videos on a microblogging platform.

These platforms provide young digital storytellers with diverse ways to express themselves and engage with their fellows in the digital realm. Explore what fits you and inspires you the most, and deepens your digital storytelling journey!



What you can also try to do is get familiar with methods on how to use storytelling in online spaces. These methods build valuable connections between storytellers and audiences, and help bring awesome narratives to life!

-  1. **Sharing stories on social media:** Imagine sharing your unique stories on platforms like Instagram, Facebook, or Twitter. Micro-fiction, which is short and impactful storytelling, is a great way to captivate your audience and connect with fellow young storytellers. It's like telling your story in small pieces, which is perfect for catching attention in our busy online world.
-  2. **Blogging:** By becoming a storyteller through writing online articles, you can explain complicated ideas or events using the magic of storytelling structures. It's like taking your readers on an adventure while teaching them something new.
-  3. **Vlogging:** Vlogging is like blogging, but with the added power of sights and sounds. You'll be able to visually show your experiences and thoughts. It's like your own mini-movie, where you can be the star and the director at once!
-  4. **Creating podcasts:** If you enjoy using your voice and playing with cool sound effects, podcasting might be your true calling. Podcasts are like portable stories that you can listen to anytime and anywhere.
-  5. **Joining online games:** Many online games have amazing narratives that unfold as players progress through different levels. As a storyteller, you'll create engaging adventures and dialogues for the heroes, keeping other players hooked and excited to see what happens next.



Unleashing Your Storytelling Magic in 8 Simple Steps

Now, that you discovered the secrets of awesome stories, learned about how to craft stories with exciting elements, and dived into the world of digital storytelling, you are prepared to bring your imagination to life and share the results with others. Check this awesome 8-step digital storytelling process and get ready to shine with your stories!



Step 1: *Start with an idea*

- 1 • All digital stories kick off with an idea, it is up to you from where that idea comes from. These stories can be made-up or true. Once you've got an idea, make it real by: writing a proposal, creating a short paragraph, drawing a mind map, or using other planning tools.

Step 2: *Research/Explore/Learn*

- 2 • For both fiction and nonfiction stories, you need to dig into your topic; it will teach you about checking different points of view. Organize your findings with tools like mind maps, outlines, or digital note-taking.

Step 3: *Write/Script*

- 3 • A blank page can be scary, so start here after Steps 1 and 2. If you've got a proposal, it can become your introduction. If you've researched well, the script practically writes itself. You already have the pieces; now, fit them together.

Step 4: *Storyboard/Plan*

- 4 • Great stories don't stop at the script. Now, you have to focus on visual storytelling. Story-boarding helps you understand how to use different media. Simple storyboards have space for images and the script, while advanced ones include transitions and music ideas.

5 Step 5: Gather and create images, audio and video

- This is where the magic happens. You gather or make images, audio, and video following your storyboard. Each choice sets the mood for your digital story. It's also a time to talk about things like how to make visuals stand out.

6 Step 6: Put it all together

- Here's where your masterpiece takes shape. You'll see if your storyboard needs some fixes and if you've got everything to create your story. You can also get creative when working on the final touches: blend images, craft transitions, and add music or sounds. Don't forget to check and discuss copyright rules!

7 Step 7: Share

- Sharing online is a big deal these days, so why not go for it? Find a way to show off your story to a bigger crowd, for example, on digital storytelling platforms! Knowing other people will see your work can really boost your motivation to make the best possible outcome you can with your story.

8 Step 8: Reflection and feedback

- This part is super important in non-formal learning process like this one. It's all about asking questions: What did you learn? What did you enjoy most? What new things do you know about yourself? What would you change next time? Reflect and grow through your digital stories!

Remember, the key is to be creative and authentic in your storytelling, that's the magic of it. Your story is one-of-a-kind, and it deserves to be shared with the world in your own creative way!





MODULE 5: PRIVACY AND COPYRIGHTS IN DIGITAL STORYTELLING

Aim	The aim of this chapter is to educate young people about the importance of privacy and copyright in the context of digital storytelling, empowering them to protect their privacy and respect copyright laws while creating and sharing digital stories
Goals	<ul style="list-style-type: none">• You will understand the concept of privacy and its relevance in the digital age.• You will comprehend the basics of copyright and its implications in digital storytelling.• You will learn strategies to protect personal privacy and respect copyright when engaging in digital storytelling.



Privacy and Digital Storytelling: Safeguarding Your Online Presence

Hey there, young adults! In today's digital age, where sharing stories and connecting online is the norm, it's crucial to understand the concept of privacy and the risks associated with digital storytelling. Let's dive in and explore how you can protect your digital footprint!

Privacy is about having control over your personal information, even in the online world. It means being mindful of what you share, who can access it, and how it can be used. Remember, the internet never forgets, so think before you post:

- **Digital Footprint:** Every click, like, and comment leaves a trace. Your digital footprint comprises your online presence. Potential employers, colleges, or friends may search for it. Be aware of what you share and think about the image you want to project.
- **Personal Boundaries:** Determine what you're comfortable sharing. You don't have to share everything. Trust your instincts and consider keeping certain aspects of your life private. Respect your own boundaries.



Digital storytelling can be powerful, but it's essential to protect your privacy. Consider these risks and challenges:

- • **Informed Consent:** Understand how your personal information will be used and shared in digital storytelling projects. Give your informed consent and ensure you're comfortable with the level of visibility and control you have over your content.
- • **Privacy Settings:** Learn about the privacy settings on social media and other platforms. Use them to manage who can see your posts and personal information. Regularly review and update your settings to align with your comfort level.
- • **Data Security:** Protect your personal information. Use platforms with robust security measures. Avoid sharing sensitive information unnecessarily, and always use strong, unique passwords for your accounts.
- • **Copyright Considerations:** Respect copyright laws when using content like images, music, or videos. Obtain permission or use royalty-free or Creative Commons licensed content. Give credit to the original creators.



Young adults, by understanding privacy in the digital age and being aware of risks in digital storytelling, you can safeguard your online presence. Be mindful of what you share and how it can impact your privacy. Embrace the power of digital storytelling while protecting your personal information. Stay informed, make conscious choices, and enjoy the digital world responsibly!

Copyright and Creative Expression

Welcome to the world of creative expression and copyright! In this digital age, where storytelling has taken on new dimensions, it's important to understand the concept of copyright and how it applies to your creative works.


Copyright is a legal concept that grants exclusive rights to creators of original works, such as literature, music, art, and digital content. It protects your rights as a creator and ensures that you have control over how your work is used and distributed.

The purpose of copyright is twofold: to reward creators for their intellectual efforts and to promote the progress of arts and culture. By granting creators exclusive rights, copyright encourages them to continue producing innovative and meaningful works that enrich our society.

Exploring copyright laws in relation to digital storytelling:

In the realm of digital storytelling, copyright laws play a crucial role in safeguarding the rights of creators and ensuring fair use of their works. When you engage in digital storytelling, whether through writing, music, visuals, or multimedia content, it's essential to be aware of copyright implications.

As a creator, you hold the copyright to your original digital stories. This means that others cannot use, reproduce, or distribute your work without your permission. It gives you the freedom to decide how your stories are shared and protected in the digital landscape.



However, it's equally important to respect the copyrights of others. When incorporating existing works into your digital stories, such as music, images, or video clips, you need to ensure that you have the necessary permissions or licenses. This could involve obtaining permission from the copyright owner or using works that are available under Creative Commons licenses, which provide a framework for sharing with certain conditions.

Remember, copyright laws exist to strike a balance between protecting creators' rights and fostering creativity. By understanding and respecting copyright, you can confidently express yourself while honoring the rights of others.

In conclusion, copyright is an integral part of the creative landscape, including digital storytelling. It empowers creators to share their stories, protects their rights, and encourages the growth of arts and culture. As a young adult engaging in digital storytelling, take the time to familiarize yourself with copyright laws, seek permission when needed, and celebrate the power of creativity while respecting the rights of others.



Keep creating, keep storytelling, and embrace the world of digital expression!

Responsible Digital Storytelling Practice

In the digital age, where sharing our stories has become easier than ever, it's important to engage in responsible digital storytelling practices. This means being mindful of privacy concerns and respecting copyright and intellectual property rights. By adopting these practices, you can protect your personal information, respect the work of others, and contribute to a positive digital environment. Let's explore some strategies for responsible digital storytelling.

1 Strategies for protecting personal privacy in digital storytelling

When sharing your stories online, it's crucial to consider your personal privacy. Here are some strategies to help you protect your privacy:

a) Think before you share: Before posting anything online, ask yourself if it contains personal information that you're comfortable sharing with others. Be mindful of the potential consequences and consider adjusting privacy settings to control who can access your content.

b) Be selective with your audience: Choose your audience carefully when sharing personal stories. Use privacy settings to limit access to your content to only those you trust. Be cautious about accepting friend requests or connections from people you don't know well.

c) Secure your accounts: Use strong, unique passwords for your online accounts and enable two-factor authentication whenever possible. Regularly review and adjust your privacy settings to ensure they align with your preferences.

d) Be mindful of geolocation: Avoid sharing your precise location in real-time or tagging your location in every post. This information can compromise your privacy and safety. Consider disabling location-sharing features on social media platforms.



2 Respecting copyright and intellectual property rights

Digital storytelling often involves using various forms of media, such as images, videos, and music. It's important to respect copyright and intellectual property rights. Here's how you can do it:

a) Use copyright-free or licensed content: Look for copyright-free or Creative Commons-licensed content that allows for reuse. Many websites offer free stock images, music, and other media that you can use in your digital storytelling projects.

b) Give proper attribution: If you use someone else's work, make sure to provide proper attribution. Give credit to the original creator by including their name, the title of the work, and a link to the source whenever possible. This shows respect for their intellectual property rights.

c) Seek permission when necessary: If you want to use copyrighted material that is not available under a Creative Commons license, reach out to the creator or copyright holder and seek permission. Obtain written consent if required.

d) Avoid plagiarism: When creating your digital stories, ensure that your content is original and does not infringe upon the work of others. Properly cite and reference any sources or inspirations you draw upon.

By adopting these responsible digital storytelling practices, you can protect your privacy, respect the rights of others, and contribute to a positive online community. Remember, every story you share should be a reflection of your values and a contribution to the digital world we all share.



Keep telling your stories, but do so responsibly and with respect for privacy and copyright!

**DIGITAL STORYTELLING FOR YOUTH MENTAL HEALTH
2021-1-HU01-KA220-YOU-000029270**



**Co-funded by
the European Union**

The European Commission's support for the production of this publication does not constitute an endorsement of the contents, which reflect the views only of the authors, and the Commission cannot be held responsible for any use which may be made of the information contained therein.