


ACTIVE CITIZENSHIP



THE STATE OF ART

ANNEX IV



Erasmus+

Survey results:

The four participating countries have collected a total of 71 answers for the Active Citizenship Survey. The answers distribution is as follows: 21 answers from Poland (29,5%), 19 answers from Portugal (26,7%), 9 answers from Sweden (12,6%) and 22 answers from Romania (30,9%).

The survey has been distributed in either the mother tongues of the countries or in English or in a combination of the two. Taking this into consideration, the results that will be described in this subchapter are based mainly on the spreadsheet created by each country, which contains the final answers and their translation in English.

The results of the survey will be presented as numbers and percentages, where possible, or as a summary of all opinions or a general belief of the majority. In addition, where possible, the results will be backed up by graphics and charts.

Below you can read the results of the Active Citizenship Survey from the KA2 Erasmus+ project "Secret Code for Active Citizenship" per question:

Age:

The age spectrum is between 15 years old (7%) and 35 years old (2,8%), while the majority of the participants are 16 years old (9,8%) and 26 years old (9,8%). Below you can see the age charts for each country, as it has been automatically created by Google Forms based on the participants answers:

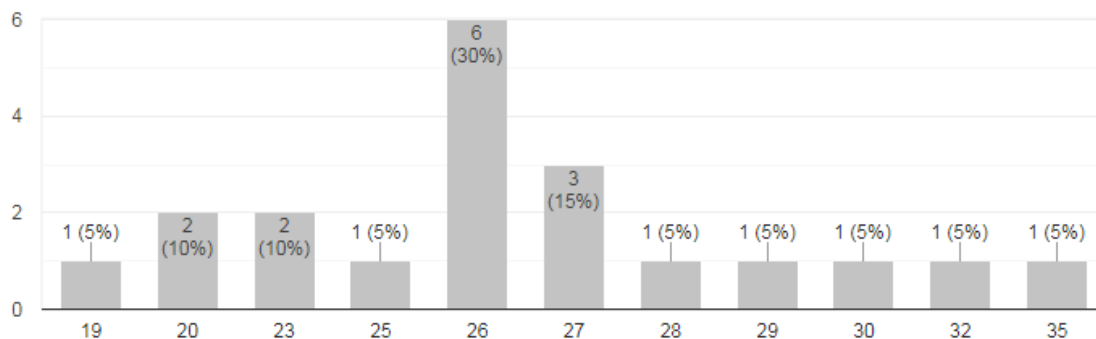


Figure 1: Age chart Portugal

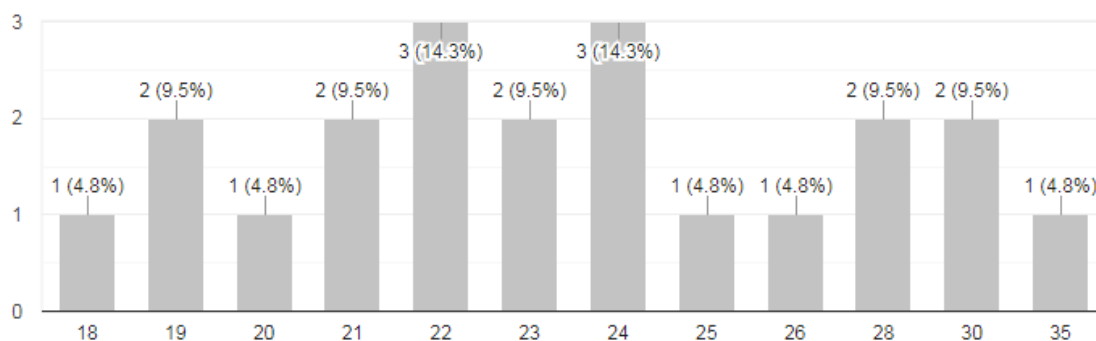


Figure 2: Age chart Poland

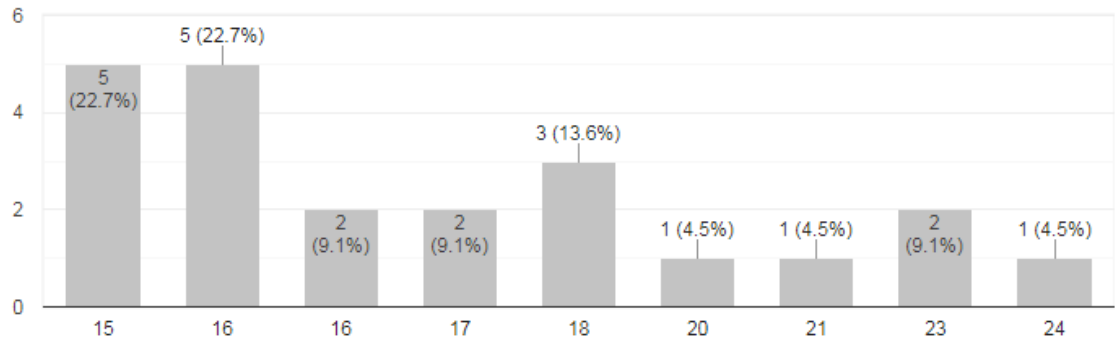
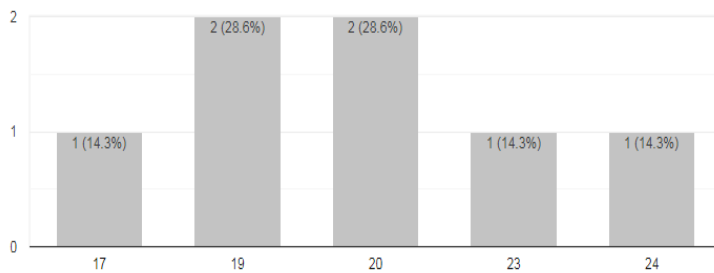


Figure 3: Age chart Romania



Age

2 responses

- 25
- 22

Figure 4&5: Age charts Sweden

(according to the English version, in the first picture, and to the Swedish version, in the second)

Gender:

From the total of 71 answers to the survey, 51 answers come from participants that identify themselves as Female (71,9%), 18 answers come from participants who identify themselves as Male (25,3%) and 2 answers come from participants who prefer not to say their gender affiliation (2,8%). Below you can see the distribution of responses according to the gender affiliation:

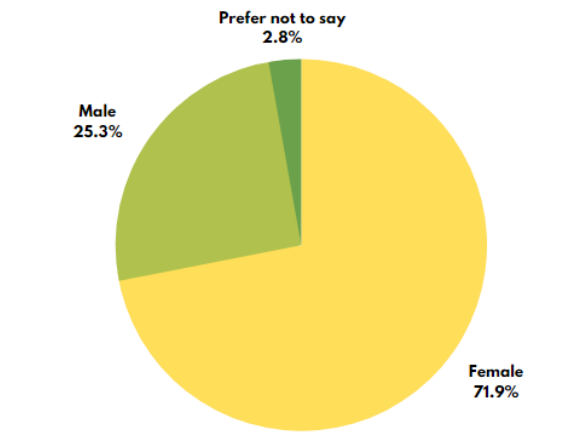


Figure 6: Gender chart

City of Residence:

The answers to this question must be described per country, as the results differ significantly. Considering this, the percentages shown in the charts below are calculated from each country's number of answers, not from the total number of answers for the survey.

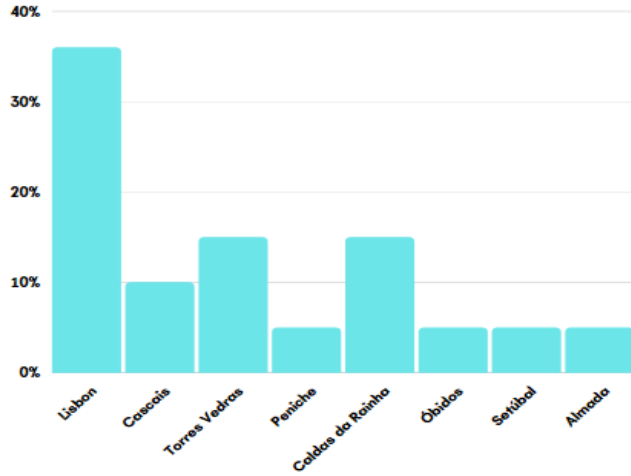


Figure 7: Portugal chart

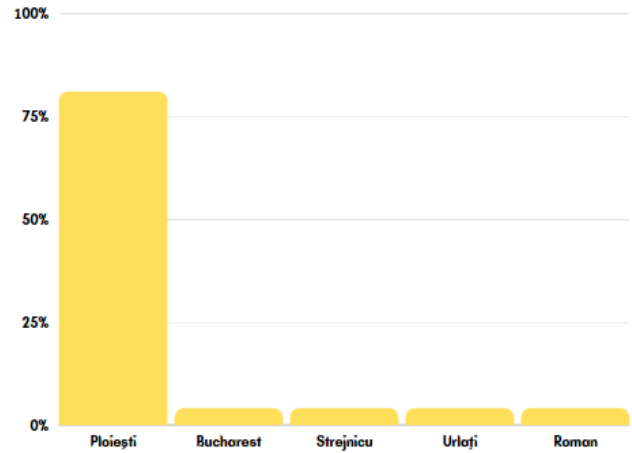


Figure 8: Romania chart

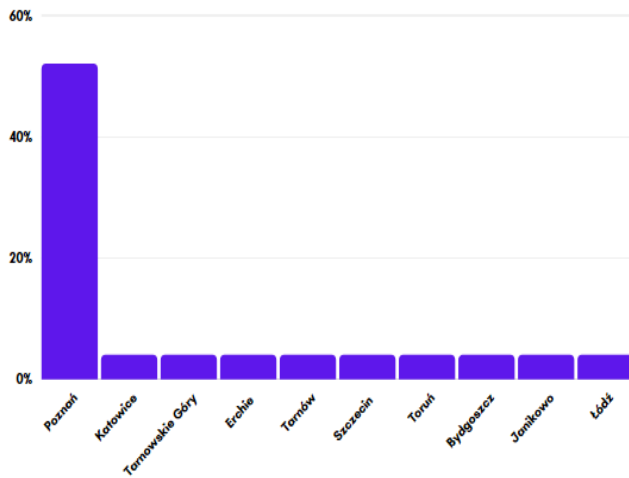


Figure 9: Poland chart

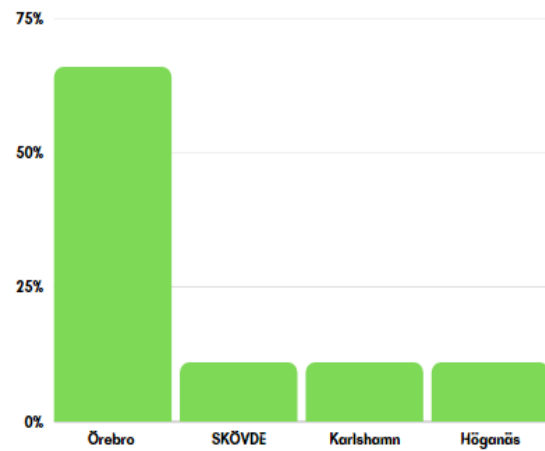


Figure 10: Sweden chart

As it can be noticed from the charts presented above, the majority of participants from the countries are residents of Lisbon (Portugal), Poznań (Poland), Ploiești (Romania) and Örebro (Sweden).

Country of Residence:

The results presented below are calculated from the total number of answers for the survey. As it can be noticed from the chart, the majority of participants are from Romania (approximately 31%), then from Poland and Portugal (approximately 26,8% each), almost a quarter of them are from Sweden (approximately 12,7%) and very few have said that there are residents of other countries, such as Italy and Turkey (approximately 2,8%).

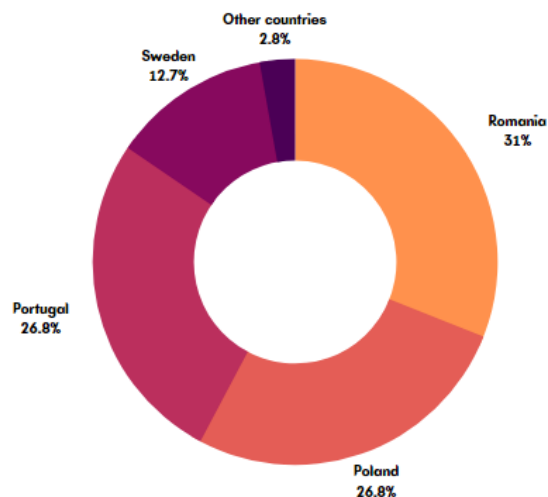


Figure 11: Country of Residence chart

What does it mean to you "Civil participation" in one sentence?

For the majority of the participants, "Civil participation" means being aware of what is happening in society and in your own community, as well as being involved and active in your own local community. In addition, for a high number of them this concept is associated with voting, participating in the local or national politic events, engaging in social issues and exercising/defending your rights as a citizen.

For a smaller number of participants, "Civil participation" is both a right and a duty you have as a citizen and for some it also means contributing to the development and change of your community, as well as, identifying and solving its issues.

In Portugal, for most participants, "Civil participation" means getting involved in your community, either by trying to make a change or participating in activities and being an active part in the development of your community or by simply respecting your obligations as a citizen.

In Poland, for most of the participants "Civil Participation" actually means to be aware of what is happening in the society and to be active in their (local) community.

In Romania, for most participants, it equals being aware of what is happening in your community and taking an active role in the life of your community, as well as voting and being informed about the latest political events and changes.

For most of the participants in Sweden, this concept means being an active part in your local and even national community, as well as, making your voice heard and being a change maker by influencing the ones who are responsible for the decision making process regarding your community.

Do you consider yourself to be an active citizen at local, national and international level?

In the charts below you can read the distribution of answers per countries:

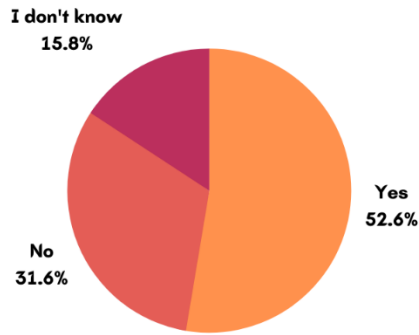


Fig. 12: Chart Portugal

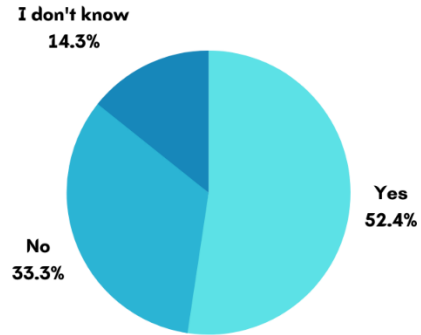


Fig. 13: Chart Poland

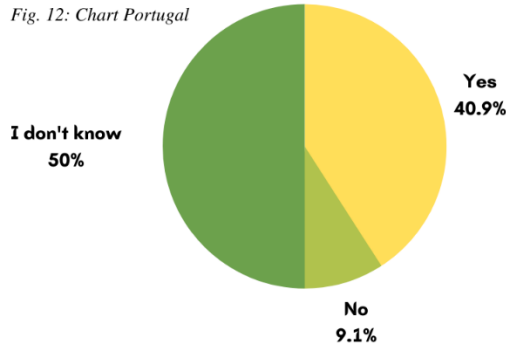


Fig. 14: Chart Romania

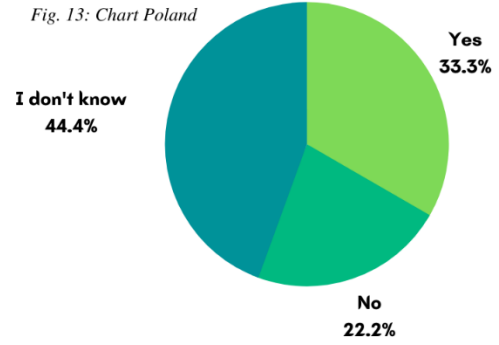


Fig. 15: Chart Sweden

As it can be noticed above, the majority of participants from Portugal and Poland consider themselves active citizens at a local, national and international level, while most participants from Romania and Sweden don't know whether or not they should consider themselves active citizens.

Why/Why not?

In Portugal, the majority of participants who consider themselves active citizens do so because they are involved in different NGO's or organization or participate in local/national/international projects or just because they exercise their rights as citizens. The ones who don't consider themselves active citizens motivate their choice by stating they didn't have the time/availability to get involved in their community or because they don't feel like they do enough. Last but not least, the ones who don't know whether they are active citizens or not, state that they don't believe active citizenship can actually help or it is not adequate for modern society or they simply don't know.

In Poland, most of the participants feel active through voting in the elections and acting on a daily basis either by being a part of some NGO or by protesting. The ones who consider themselves as a non-active state that they don't have the time, motivation or even the opportunities to do so. At the same time, the ones who don't know, state that they don't feel like they are active enough, in general, or in a specific sector (local, national, international).

In Romania, most of the participants don't know whether they are active citizens or not because they don't feel they get involved enough or they are not 18 years old yet and can't vote. The ones who consider themselves active motivate their choice through volunteering work, getting informed about their rights or just getting involved whenever possible, while the ones who believe they are not active citizens do so because they don't get involved in their community.

In Sweden, most of the participants who don't know whether they are active citizens or not state that based on their belief that they don't get involved enough due to lack of time, motivation or opportunities or they don't fully understand the meaning of this notion. Some of them consider they are active citizens because they have been working with youth or because they address different social issues, like voting, gender equality or racism. The few that don't consider themselves active do so because they don't get involved.

Do you believe in the work of public authorities?

In the charts below you can read the distribution of answers per countries:

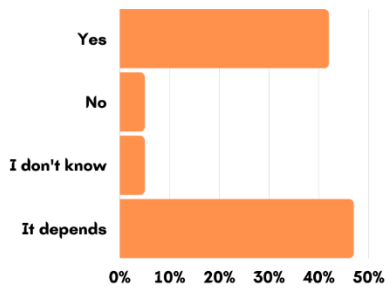


Fig. 16: Chart Portugal

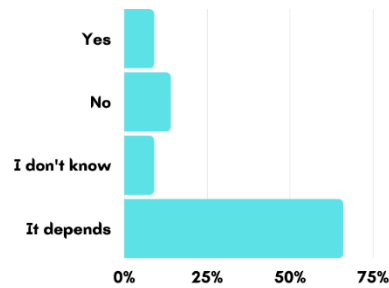


Fig. 17: Chart Poland

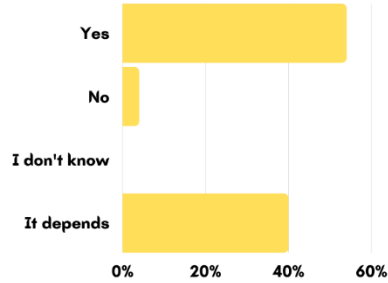


Fig. 18: Chart Romania

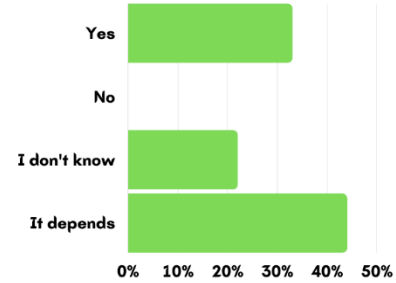


Fig. 19: Chart Sweden

In Portugal, Poland and Sweden the most common answer to this question is that „It depends”, while in Romania the most common answer is „Yes”. It can also be noticed from the charts presented above that in Poland there are more answers stating that people don't believe in the work of the public authorities, rather than answers who state that they do or they don't know if they believe in it. At the same time, in Portugal, Romania and Sweden the number of participants who state that they believe in the work of the public authorities comes in second place, after „It depends”. In addition, in Portugal there are very few participants who state that they either don't believe in the work of the public authorities or they don't know; in Romania there are very few participants who don't believe in the work of the public authorities, while there aren't any who don't know; in Sweden are some who don't know if they believe in the work of the public authorities, while there aren't any who state that they don't believe in the work of the public authorities.

Why/Why not?

In Portugal, the participants have pointed out that it depends if they believe in the work of the public authorities because the authorities have other interests than the common good, they are corrupt or they don't do their job properly. The ones who believe in their work state that they do it because they had positive experiences with them or they believe in the rule of law and democracy. The ones who don't know believe it depends on the situation, and the ones who don't believe, state that the public authorities are dishonest.

In Poland, most of the participants state that it depends on how the authorities want to engage, what are their values and if they treat every social group the same way. The ones who state that they don't believe in the authorities' work motivate their choice by stating the current state of affairs or by pointing out that they get away with breaking the law. Very few believe in their work because they believe this is the way in which they will function efficiently, while very few don't know because this topic was never in their interest.

In Romania, most frequent answers of the participants who said that they believe in the work of the public authorities are because they believe this is their duty or they are the one who ensure society's balance. The ones who state that it depends consider that authorities do not fulfill completely or at all their duties or they are not as involved as they should be. The very few that don't trust their work believe that public authorities never keep their promises and change nothing.

Last but not least, in Sweden, participants state that it depends if they trust the work of public authorities because authorities don't always fulfill their duties properly. The ones who trust their work state that public authorities their are experts who work for the general interest, whil the ones who don't know state that they don't really have an opinion on this matter.

In conclusion, from the results presented above it can be summarized that the main reasons for which it depends if people trust or don't trust the work of public authorities are: the values promoted, if they fulfill their duties and help whoever is in need without discriminating, being interested in community's development and the people's wellbeing, guarding the rule of law and democracy.

Do you vote?

Below you can see the distribution of participants who state that they voted and participants who state that they didn't vote per country:

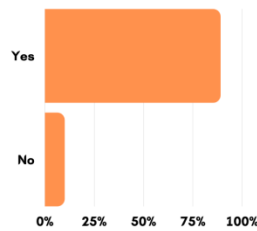


Fig. 20: Chart Portugal

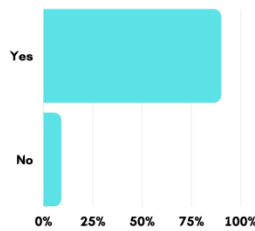


Fig. 21: Chart Poland

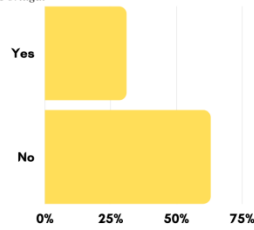


Fig. 22: Chart Romania

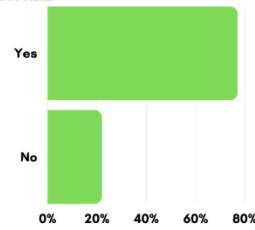


Fig. 23: Chart Sweden

The country with the highest number of people who didn't vote is Romania (14 answers) and the one with the highest number of people who went to vote is Poland (19 answers). Below you can see the percentages from the total number of answers:

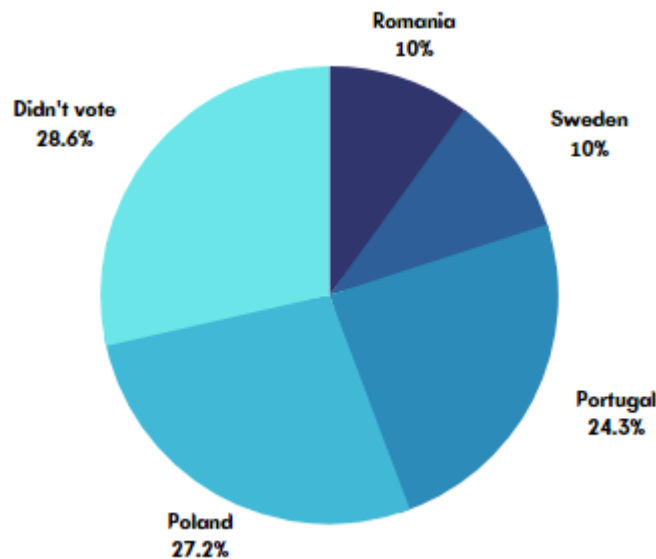


Figure 24: Distribution of participants who did and didn't vote

The majority of the participants have voted in more than one election. Consequently, below is a short statistic showing the number of answers per election:

- ✓ European Parliament Elections: 33 answers
- ✓ Legislative Election: 42 answers
- ✓ Presidential Election: 43 answers
- ✓ None: 20 answers

In addition, there are also the Municipal Elections from Portugal (13 answers) and Sweden (4 answers), as well as the following types of elections from Sweden: General Election (1 answer), County Council Elections (3 answers) and Riksdag Elections (1 answer).

The country with the highest number of people who didn't vote is Romania (14 answers) and the one with the highest number of people who went to vote is Poland (19 answers).

If you don't vote, why not?

Most of the participants didn't vote because they were not registered or they were not eligible to, while others state that they did not have information about the candidates, they don't believe voting will change anything or they haven't thought about it until now.

If you vote, what do you take into consideration?

The majority of participants from Portugal that voted, take into consideration reading all Parties Proposals and reading/watching news about the proposals in Media. A smaller number watch the debates on TV and very few of them take into account family and friends' opinions or vote for a party because they know someone there.

The majority of participants from Poland who voted, tend to read/watch about the proposals on the Media. A smaller number reads all Parties Proposals and watches the debates on TV and very few of them take into account family and friends' opinions.

The majority of participants from Romania who voted, either read all Parties Proposals or read/watch news about the proposals on Media or take into account family and friends' opinions.

The majority of participants from Sweden who voted, take into account family and friends' opinions, as well as, read all Parties Proposals or read/watch news about the proposals on the Media. A smaller number of them follows the debates on TV or follows a certain party or is affiliated to a certain party.

Are you familiar with the following topics?

In Portugal, the majority of participants seem to be familiar with European common values and National and Municipal Strategies in their own country or community. A smaller number of participants seems to be familiar with the European Youth Strategy and 2030 Agenda for Sustainable Development Goals while a few have stated that they have no interest in any of the topics.

In Poland, the majority of participants seem to be familiar with the European common values and with the national strategies in their own countries. A smaller number are more familiar with 2030 Agenda for Sustainable Development Goals, but some of them are also familiar with the European Youth Strategy. A few have stated that they have no interest in any of the topics.

In Romania, the majority of participants are familiar with Municipality Strategies in their community and National Strategies in their country. A smaller number are not interested in any of the topics and some have stated that they are familiar with European common values. A few are also, familiar with the European Youth Strategy and 2030 Agenda for Sustainable Development Goals.

In Sweden, the majority of the participants are familiar with European Common values and 2030 Agenda for Sustainable Development Goals. A smaller number are also familiar with Municipality/National Strategies and the European Youth Strategy. At the same time, some have also stated that they have no interest in any of the topics.

Considering the aspects presented above and taking into account that the majority of the participants have chosen more than one topic of interest, it can be concluded that the European Common values is the topic that most of the participants are familiar with.

How do you see your role in the community and how do you exercise this role?

Participants have expressed diverse and complex points of view. While some are not very sure what is their current role in the community and how to define it or believe they don't have one, others define their role through their activities, their professions, their political involvement or through some of the people they know.

Many of the participants consider themselves active citizens like volunteers, activists, protesters etc, or believe there are active citizens because they respect their duties as citizens, keep being involved and active in their profession or go to vote when needed, while some don't feel so active at the moment and don't find the motivation to get involved or don't know how yet.

Which causes do you support the most?

In Portugal, most of the participants support the following causes: Human Rights, Gender Equality, Minorities Equality. A smaller number also supports Climate Action, and a few support: Social Equality, Intercultural Dialogue, Peace and Non-Violence, Animal Protection, Education for All, Political Advocacy.

In Poland, the participants support mainly Human Rights, Climate Change, Gender Equality, Minorities Equality and Social Equality causes. A smaller number also support mainly: Health Promotion, Intercultural Dialogue, Education for All.

In Romania, the majority of the participants support Human Rights causes. A smaller number also supports causes related to: Climate Change, Gender Equality, Minorities Equality, Social Equality, Peace and Non-violence, Animal Protection.

In Sweden, the majority of participants support causes related to Human Rights, Climate Change, Minorities Equality and Health Promotion. A smaller number also supports causes related to Gender Equality, Social Equality, Peace and Non-violence and Education for all.

From the results stated above and considering the fact that most of the participants support more than two causes, it can be concluded that the following causes are more likely to be supported by the participants: Human Rights, Climate Action, Gender Equality and Minorities Equality.

How do you express your support for the cause(s)?

Most of the participants from Portugal support their causes through Advocacy in terms of petitions and demonstrations, but also through volunteering work, supporting the NGO's that address the cause or applying it into their daily lives.

Most of the participants from Poland, are engaged in some NGO or try to fight for these causes through their daily actions. At the same, the majority of participants also show their support through Advocacy in terms of Petitions and Demonstrations. A few have also stated that they have a channel where they publish some awareness material (video, social networks, blog).

The majority of participants from Romania, support their cause by getting involved in volunteering work, donating, supporting the NGO that deals with the cause they are interested in or fight for these causes through their daily actions. Some of them also show their support through advocacy in terms of petitions.

Most of the participants from Sweden show their support for a certain cause through boycotting products or publishing awareness material on the internet and social media. The majority also shows support through donations, supporting the NGO the works for that cause or applying it in their daily lives.

Most of the participants have chosen more than two options of expressing support for the cause(s).

Do you participate in any of the following activities in your community?

Most of the participants from Portugal participate in Conferences/Seminars/Trainings. A smaller number are engaged in Youth Organizations, Volunteer Work, Sports Activities or Cultural Activities. A few have also stated that don't participate in any activity in their community, from the ones mentioned in the survey.

The majority of participants from Poland participate in training, conferences and seminars, while many engage in cultural activities. At the same time, most of them participate, as well, in Volunteering Work, Youth Organizations and International Exchanges/Trainings. A smaller number participate in Religious Organizations and Sports Activities.

Most of the participants from Romania participate in Youth Organizations and Volunteering Work. A smaller number participate in Sports Activities, Cultural Activities and Conferences/Seminars/Training. Very few have stated that they participate in International Exchanges/Trainings.

The majority of participants from Sweden participate in Youth Organizations and Sports Activities. Also, a smaller number participate in Conferences/Seminars/Training and International Exchanges/Trainings.

Most of the participants have stated that they participate in at least two kinds of activities from the types of activities mentioned in the survey.

What do you think could be the advantages and dangerous of social networks and media for citizenship regarding youth?

The majority of participants on this survey state that the main advantages of social networks and media for citizenship regarding youth are:

- It enables likeminded young people to share opinions and create initiative/support networks;
- Makes information more accessible and available, thus enabling young people to access easier notions related to civil participation and active citizenship;
- It makes information about citizenship easier to share to a large number of youngsters and to make it more visible;
- Enables young people to take initiative, get involved and be active in the communities.

On the other hand, the dangers of social networks and media that the majority of the participants have expressed concern about are:

- The spread of fake news, manipulation of the general opinion and misinformation;
- Incomplete or false information;
- Access to one's privacy and personal data;
- Not everyone is who they pretend they are behind the screen .

Very few of the participants have stated that don't have an opinion on this topic yet or they don't know what to answer.

Do you feel that there is enough information about the following topics?

The topics proposed are, in the same order they appear in the survey, the following: Local NGO work in your community, Municipality work in your community, Democracy and Political Decision-Making, National Government Work, European work of NGOs, European Parliament Work. Below you can read the participants opinions regarding accessible information about the given topics, per country:

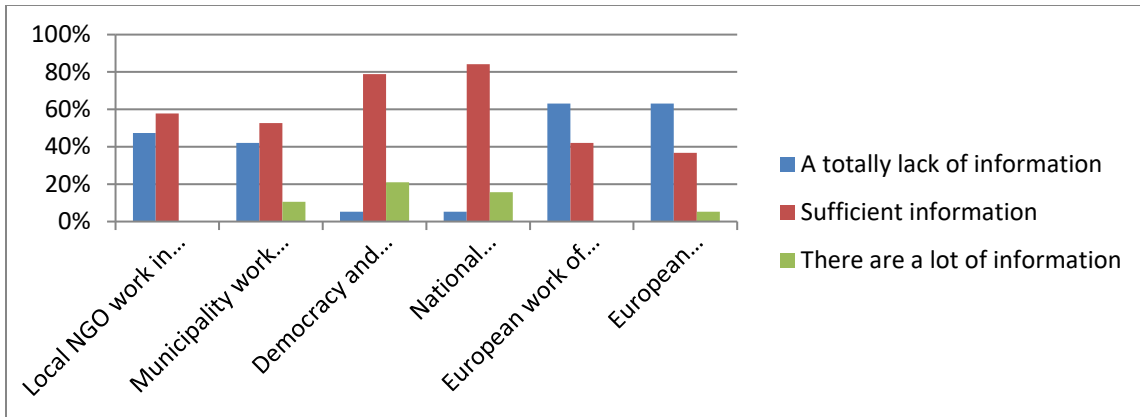


Figure 25: Results Portugal

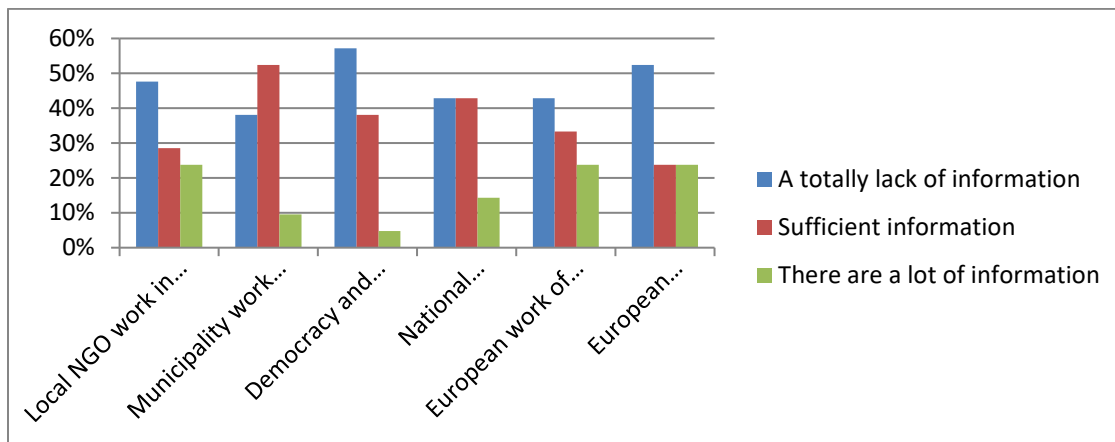


Figure 26: Results Poland

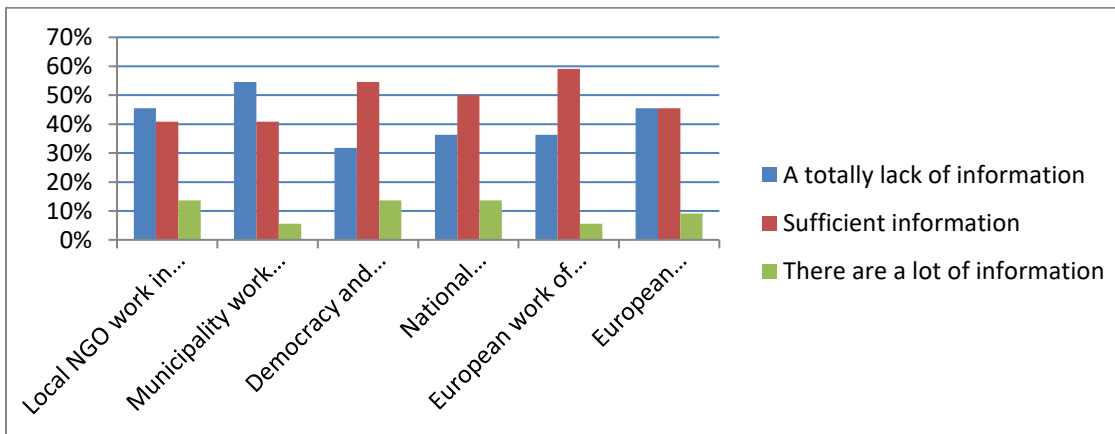


Figure 27: Results Romania

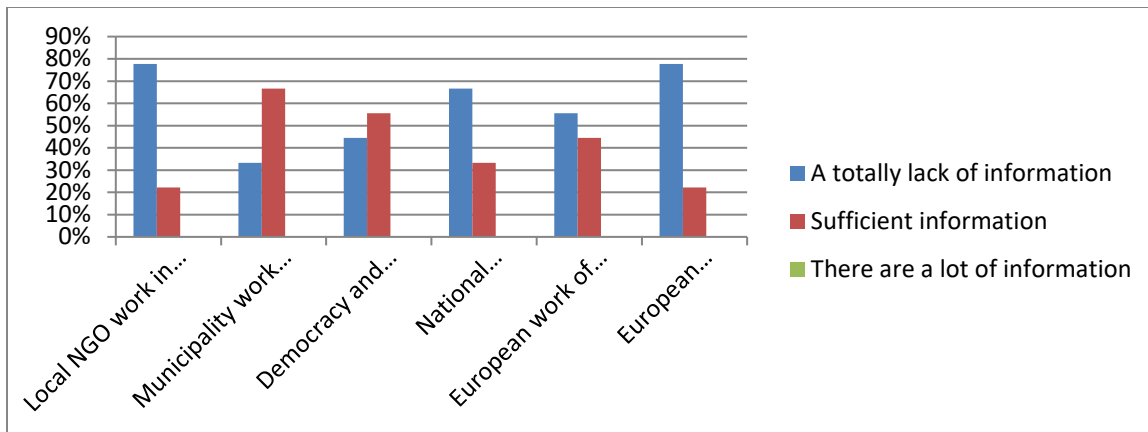


Figure 28: Results Sweden

To sum up, in Portugal, majority of the participants state that the topics where is a total lack of information are the ones concerning the European dimension: European work of NGOs and European Parliament Work, but there are sufficient information about National Government Work. In addition, some of them believe there is sufficient information about Democracy and Political Decision-Making.

In Poland, the majority of the participants state that there is a total lack of information about Democracy and Political Decision-Making, while a smaller number believe that there is a total lack of information regarding European Parliament Work. Also, most of the participants state that there is sufficient information about National Government Work.

In Romania, most of the participants state that there is a total lack of information about Municipality work in your community, but there is sufficient information about European work of NGOs. Also, a smaller number believe that there is sufficient information about Democracy and Political Decision-Making.

In Sweden, most of the participants state that there is a total lack of information regarding Local NGO work in your community and European Parliament Work, but there is sufficient information about Municipality work in your community.

Do you speak with your friends/family about:

The topics proposed are, in the same order they appear in the survey, the following: National Politics, Societal issues, International/EU Politics, Democracy, Youth Role in Society, Citizen Rights and Responsibilities. The participants have been asked to evaluate how frequently they speak with their friends and families about these topics on the following scale: Rare, Sometimes, Often, Very Often. Below you can read the results per country:

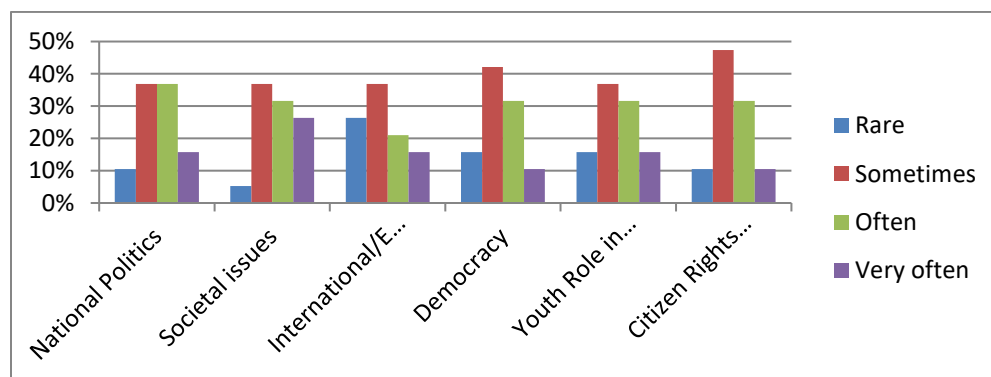


Figure 29: Results Portugal

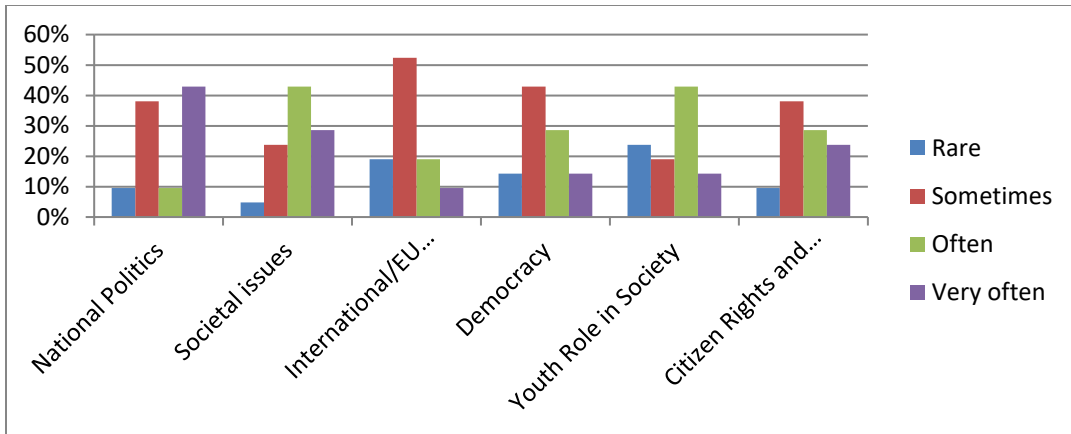


Figure 30: Results Poland

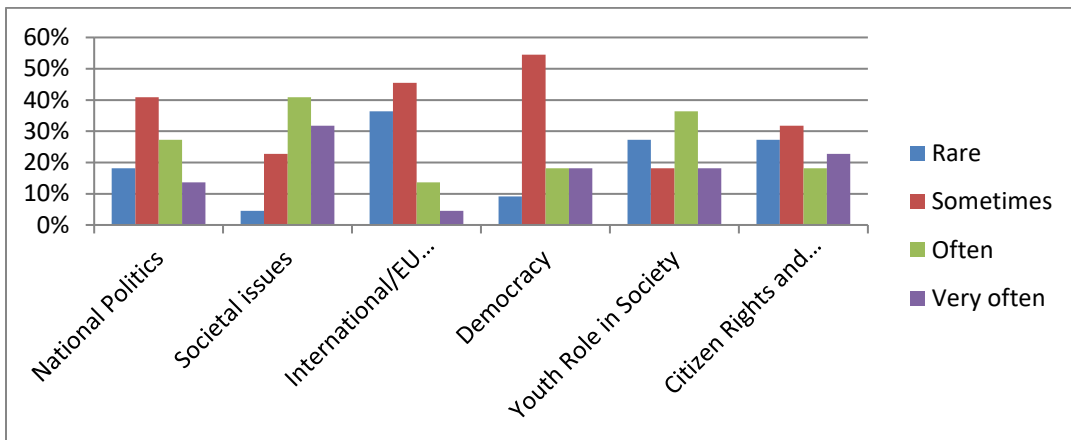


Figure 31: Results Romania

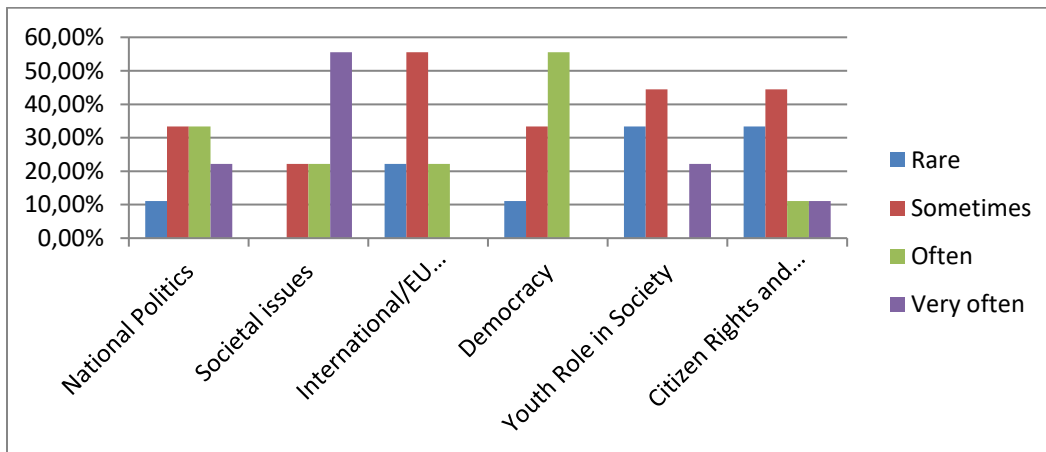


Figure 32: Results Sweden

According to the charts presented above, most participants on the survey speak rarely with their family and friends about International/EU Politics, sometimes speak about Citizen Rights and Responsibilities, while a smaller number speaks about Democracy. At the same time, the majority of participants, speak often about International/EU Politics, Democracy and very often about Societal Issues.

In Poland, most of the participants on the survey speak rarely with their friends and family about Youth Role in Society, sometimes about International/EU Politics, often about Youth Role in Society and Societal Issues and very often about National Politics.

In Romania, most of the participants on the survey speak rarely with their friends and family about International/EU Politics, sometimes about Democracy, often and very often about Societal Issues.

In Sweden, most of the participants on the survey speak rarely with their friends and family about Youth Role in Society and Citizen Rights and Responsibilities, sometimes about International/EU Politics, often about Democracy and very often about Societal Issues.

Have you ever participated in an active citizenship training?

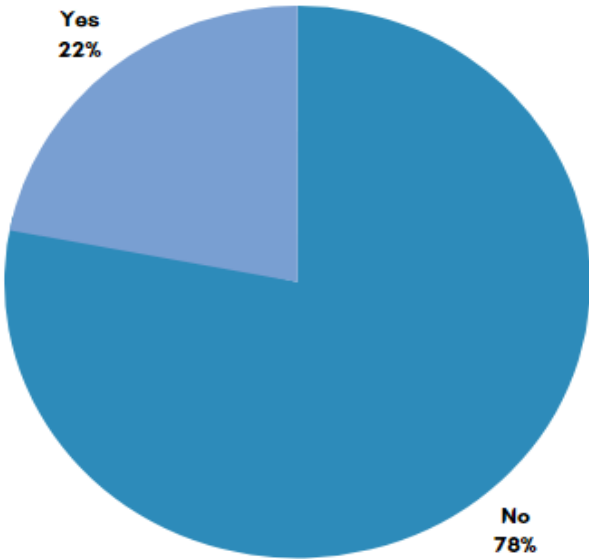


Figure 33: Results

As it can be noticed from the chart above, most of the participants on this training have never participated in an active citizenship training.

If yes, what format and what have you learned?

The ones who have participated in such trainings have either participated in European-funded programs or in different training sessions or events organized by various NGOs. Some specified that the training was online.

The topics they have learned range from project management to how to take a stand, how to get involved in the politic events, how to vote and ultimately, how to be an active citizen.

Would you be motivated to participate in a training about active citizenship?

For this question, participants have been asked to choose their level of motivation from a scale from 1 (not at all) to 5 (very interested). In the charts below you can read the results per country:

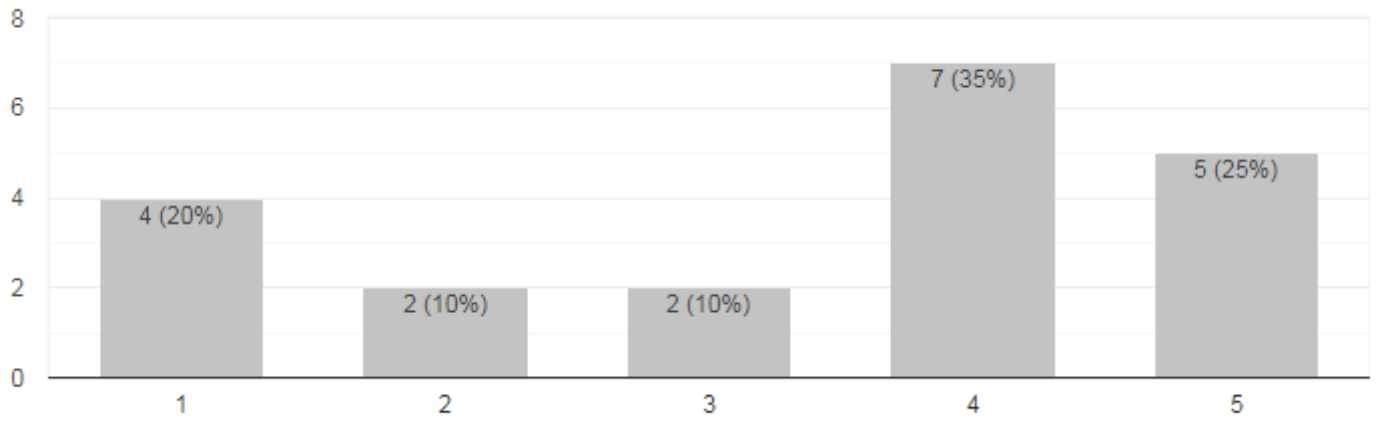


Figure 34: Results Portugal

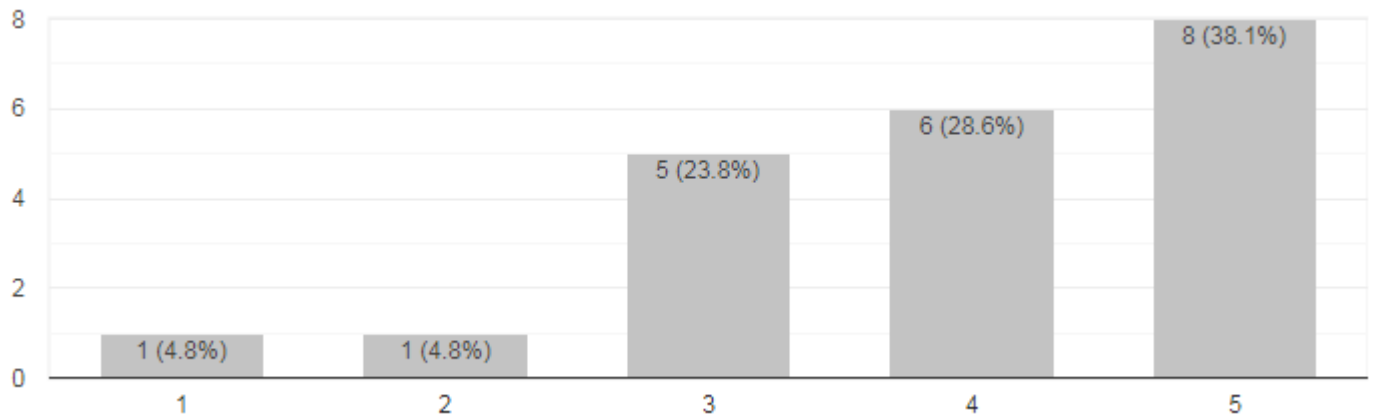


Figure 35: Results Poland

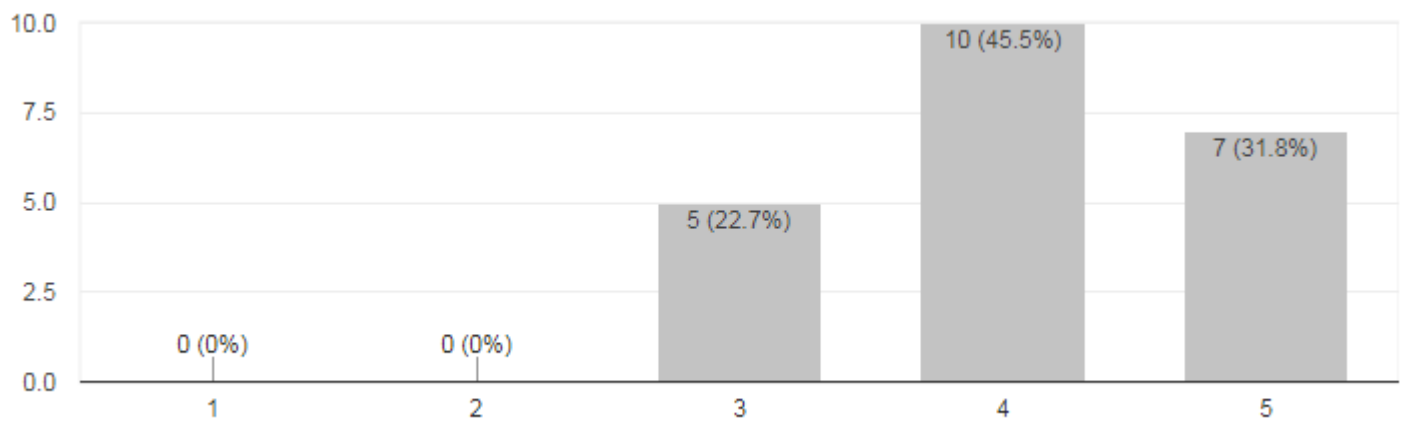


Figure 36: Results Romania

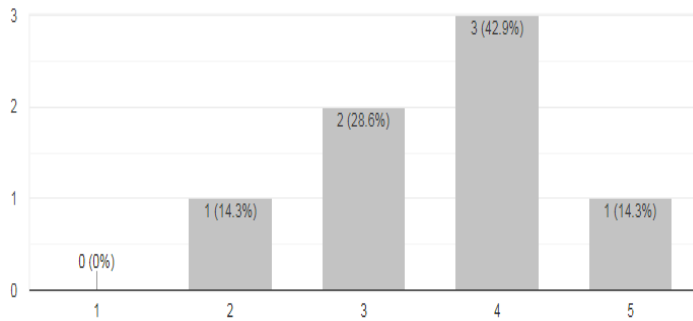


Figure 37.1: Results Sweden 1

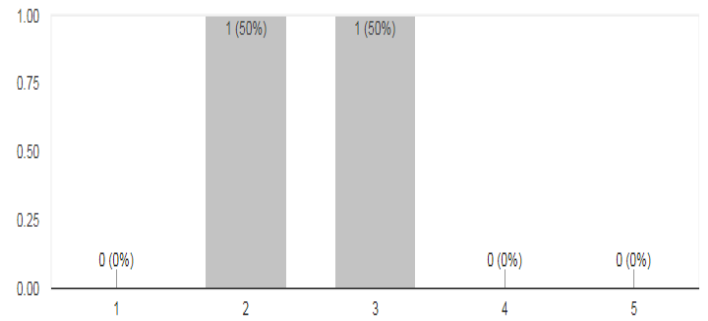


Figure 37.2: Results Sweden 2

As it can be noticed from the charts, the majority of the participants have a strong interest (level 4 – 5) in participating in such a training.

Which topics/activities you would like to see in an active citizenship training for youth?

The most popular topics that participants would like to see in such a training are Human Rights, Social Issues and Environmental Issues. At the same time, the majority of participants are also interested in Democracy & Politics, EU Organizations and Social Media & Fake News. A fewer number has stated that they are interested in Youth Role and Engagement.

What do you believe to be the role of Youth in Society and in the future? And what do you think it is missing to have more active youth in terms of citizenship?

Most of the participants state that young people will have a huge role in the coming years because youth is actually the future and they are the ones that can change and reshape society for the better. At the same time, most of them state that education and social media play a huge role in the active participation of the youth nowadays. Nonetheless, the majority of participants believe that young people also need more access to information, trust and support from authorities, help from the NGO sector, as well as will to get educated and initiative. All of these are needed to have a more active youth in terms of citizenship.