

SALTO-YOUTH
TRAINING AND COOPERATION
RESOURCE CENTRE



Erasmus+



TicTac Training Course

TicTac TC Turkey, February 2016

TicTac TC Lithuania, April 2016

TicTac May Bulgaria, 2016

TicTac November Spain, 2016

Comparative Report

This report is based on the following sources:

- Post-questionnaires filled in by participants at the end of the training course
- Feedback from participants during the training course
- Feedback from the National Agencies staff and the trainers given during the team meetings
- The evaluation session organised at the end of the course
- The annual trainerspool meeting

Team of trainers:

Denis Morel
Jo Claeys



1. GENERAL INFORMATION

Participating countries	Final number of participants
Austria	3
Belgium-FL	1
Bulgaria	11
Croatia	5
Cyprus	4
Czech Republic	3
France	5
Greece	2
Hungary	2
Iceland	3
Ireland	2
Italy	3
Latvia	1
Lithuania	6
Malta	1
Netherlands	1
Norway	3
Poland	6
Portugal	1
Romania	6
Slovakia	1
Slovenia	1
Spain	8
Turkey	15
United Kingdom	4
Total	98

Total number of received questionnaires

97

2. AIMS AND OBJECTIVES: ARE THEY MET?

YES

97

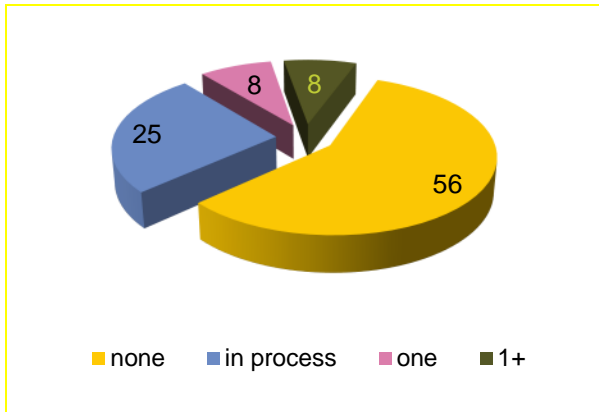
NO

0

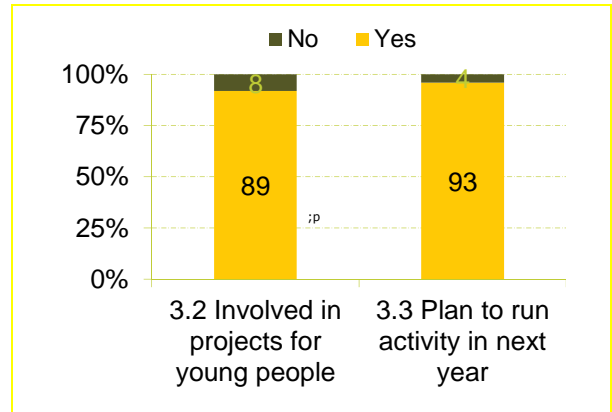


3. TARGET GROUP

3.1 Experience in organising Mobility of Youth Workers activities



3.2 Involved in projects for young people
3.3 Plan to run activity in next year



General conclusions about participants selection and preparation

Comparing the results of graph 3.1, 3.2 and 3.3 towards the ones from the comparative report 2015, the results are as good as identical. This mixture of participants with none or previous experience proves to be beneficial to the TicTac.

For the participants with previous experience, TicTac offered them a critical reflection upon their practice and the feedback has been rich in terms of questioning their previous 'use' and 'understanding' of Mobility of Youth Workers. TicTac therefore answers well to this diversity of experiences in the participants' group.

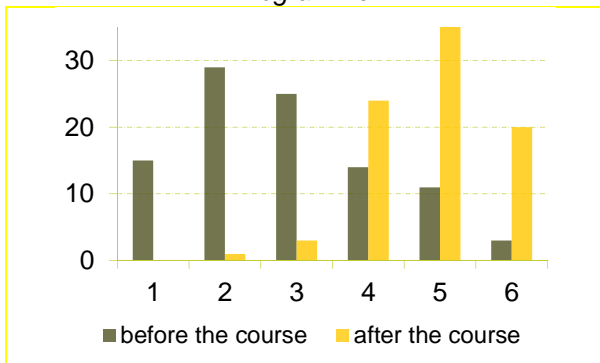
When comparing all 3 above graphics to the previous comparative reports, we notice a very similar –almost identical- percentual division between the different answers. There has been a better result in 3.3 for the last editions of TicTac.

For the last editions of TicTac, a Facebook group has been set up to offer additional preparation moments (for the ones who enter the group) and also is in line with the increased PBA dimension of the TicTac.

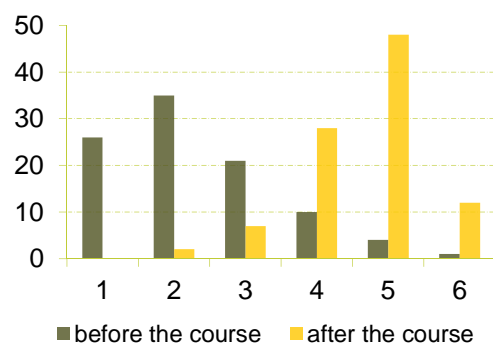


4. GROUP LEARNING PROCESSES AND RESULTS

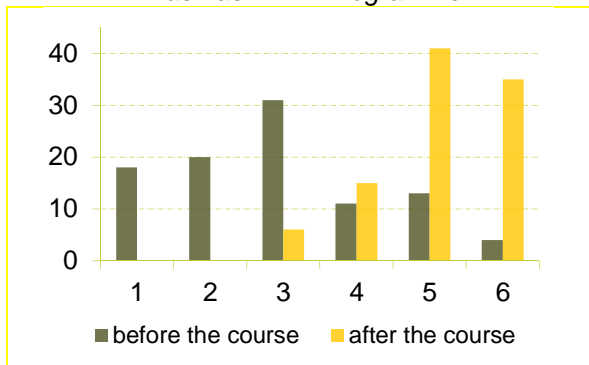
4.2 Knowledge of the Erasmus+: Youth in Action Programme



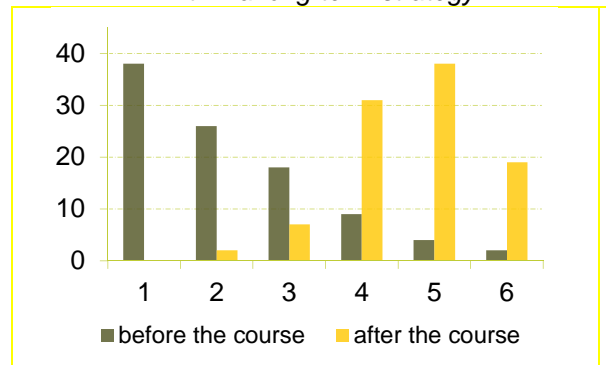
4.1 Knowledge of a Mobility of Youth Workers project



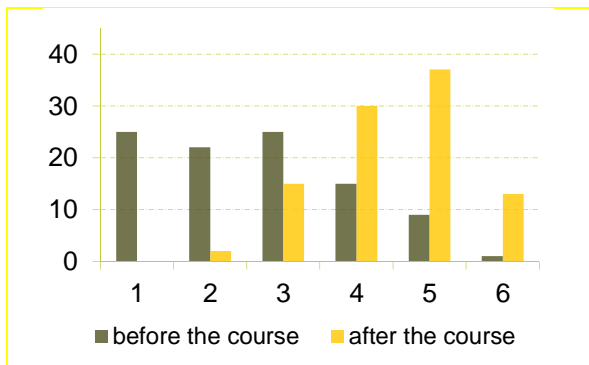
4.3 Awareness of the educational potential of the Erasmus+: YiA Programme



4.4 Understanding of the function of Mobility for YW within a long-term strategy



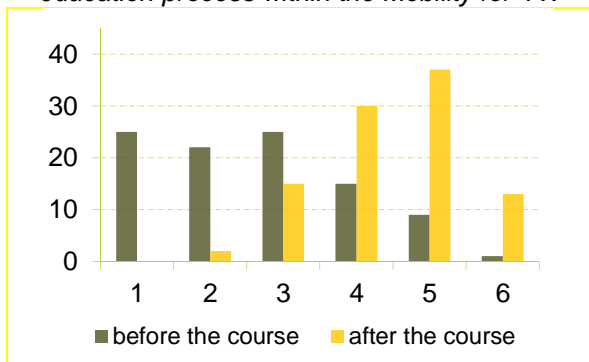
4.5 Ability to develop Mobility for YW activities



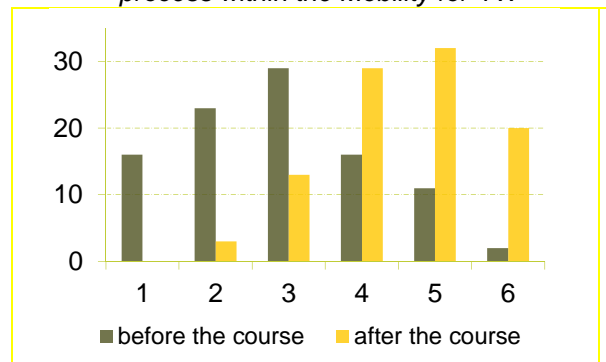
4.6 Ability to co-operate and work in international partnership



4.7 Competence in planning non-formal education process within the Mobility for YW



4.8 Competence in planning intercultural learning process within the Mobility for YW

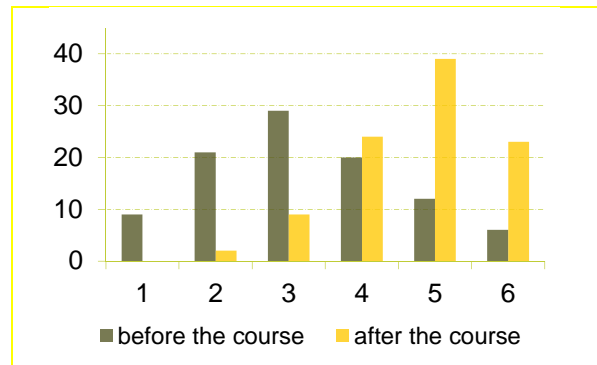




4.9 Understanding of youth participation and European Citizenship in a Erasmus+: Youth in Action project



4.10 Ability to transfer knowledge, awareness, skills, commitment, ...to youth work practice



General conclusions about participants learning process and results

All the above graphs show a clear shift from left to right pointing out rich and strong learnings during the past TicTac TCs.

The most striking shifts are to be found in:

- 4.1 Knowledge of a Mobility of Youth Workers project &
- 4.4 Understanding of the function of a MoYW within a long term strategy

We consider this as very successful, once the TicTac as such focuses on the efficient use of a Mobility of Youth Workers within a long term strategy, based upon assessed needs towards expected/desired impact.

Participants additionally point out that the training course is:

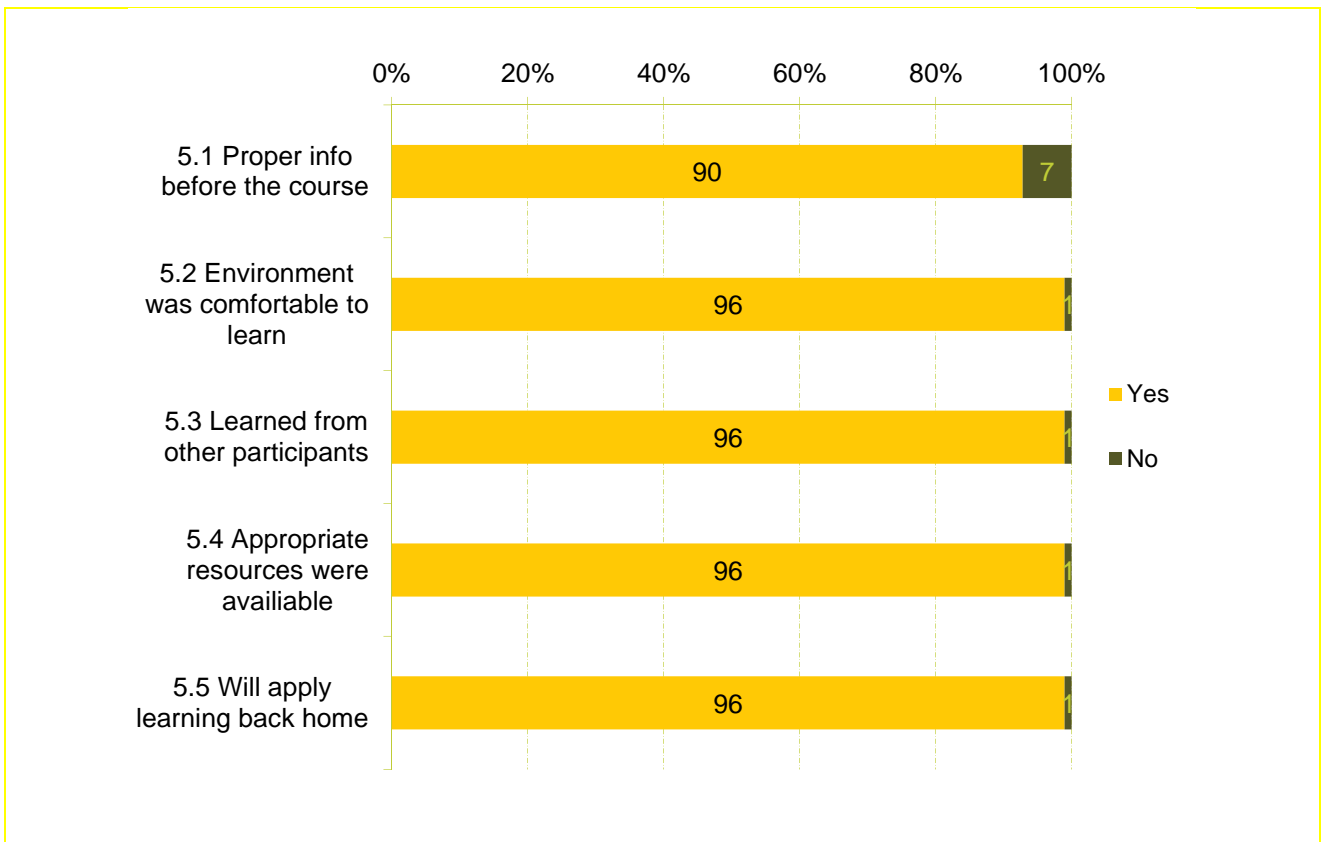
- very intensive, especially as it challenges their daily practice and transmit a strong political and social message on the 'use' of MoYW in the context of a desired change.
- It is much appreciated that energizers are well chosen and become partly an exercise in the frame of the focus of the day, but on the other side: it becomes additional learnings to digest.

Both aspects above also explains graph 6.2 'Participated actively' where an increased number compared to 2015 state 'most of the time'. Even though there has been added in the programme a 'free evening', participants express that they need –on an overall- more time to digest the learnings.

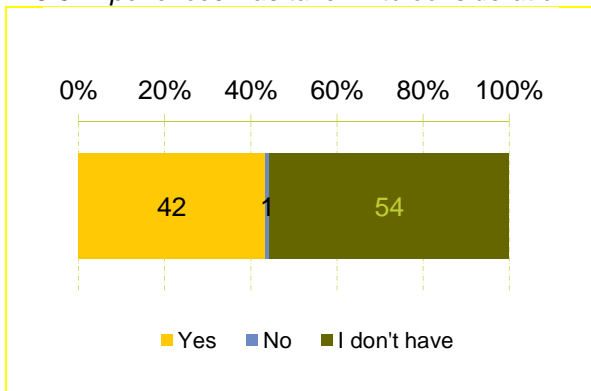
We consider the reached learnings a strong confirmation of the richness of this training course, particularly looking at the fact that around 40% of the participants are already in the process of developing a Mobility of Youth Workers or have experienced 1 or more.



5. QUALITY OF THE COURSE ORGANISATION



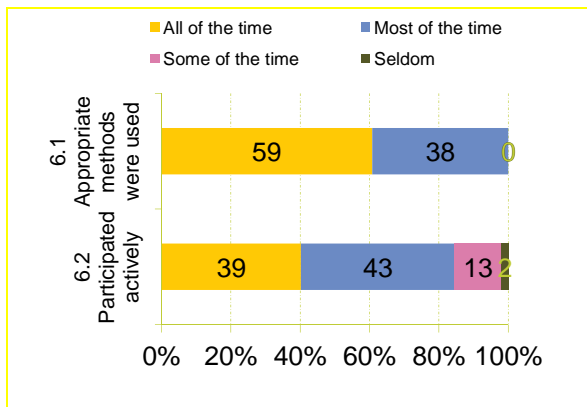
5.6 Experiences was taken into consideration



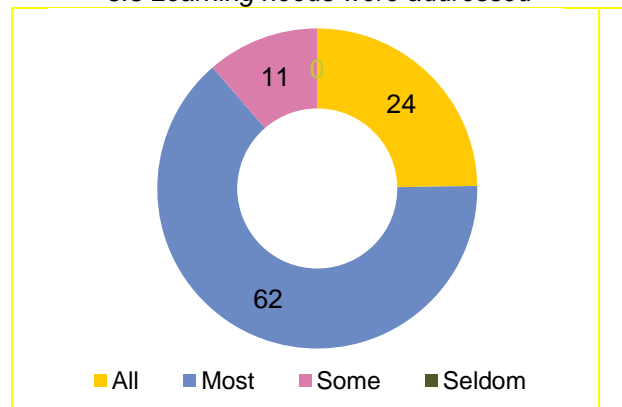
As in previous years, graphic 5.1 shows that around 7% of the participants state they did not receive proper info before the course. This was stated mainly by participants from the waiting list who received detailed information around the courses very short before the courses took place and thus could be an explanation for measuring not to be properly informed before the course. The created Facebook groups give an additional support in avoiding this.



6. METHODS AND INDIVIDUAL LEARNING



6.3 Learning needs were addressed



7. METHODOLOGY

The latest modifications to the programme have proven to be successful and rich. Whereas previously the simulation exercise was mainly based upon a simulated situation, we have now focused that part on their personal realities, making the reflections more in depth once it relates directly to their own reality self-assessed needs and self-defined desired/expected impact. The TicTac TC is therefore now also changed into 'TicTac TC/PBA'

This direct questioning of their own reality and youth work practice, leads to following conclusions:

- There is a significant increase of transferability towards their reality after the training course, leading directly to more concrete projects as outcome. This Partnership Building aspects is considered important.
- The time for reflection increases, once it touches more directly the comfort zone of the participants. This explains also the slight increase of graph 6.2, where participants state to need more time to 'digest the learning'.
- Participants on an overall spend significantly more time reflecting alone + in small groups at the end of each day. This has increased the weight of the training course.
- There is a good balance between programme parts and input that challenge the more experienced, versus others which challenge more 'newcomers'.

Conclusions based also on oral feedback by different participant groups and training teams point out that this is very positive.

8. TEAM

There has been a very good cooperation with the different involved National Agencies: effective and efficient, before and during the TicTac.

It is important to point out that the smooth process and success of these TicTac is also due to the strong cooperation between the trainers. The mutual build up trust relationship and shared values (in relation to Youth Work, E+ YiA etc) is reflected in the richness this training course has built up over the last editions.

Support and overall coordination by the SALTO T&C centre has been very important, supportive and contributes directly to the success of the TicTac training course.



TURKEY, FEBRUARY 2016

Participating countries	Final number of participants
Turkey	3
Bulgaria	1
Croatia	1
Czech Republic	1
France	3
Iceland	1
Ireland	1
Italy	2
Lithuania	2
Norway	2
Poland	2
Romania	2
Slovakia	1
Spain	3
United Kingdom	1
Total number	26

LITHUANIA, APRIL 2016

Participating countries	Final number of participants
Lithuania	4
Austria	1
Belgium-FL	1
Bulgaria	1
Croatia	2
Cyprus	2
France	1
Iceland	2
Italy	1
Malta	1
Poland	3
Romania	2
Slovenia	1
Turkey	5
United Kingdom	1
Total number	28



BULGARIA, MAY 2016

Participating countries	Final number of participants
Bulgaria	8
Czech Republic	1
Cyprus	2
France	1
Latvia	1
Norway	1
Portugal	1
Spain	1
Turkey	3
United Kingdom	2
Total number	21

SPAIN, NOVEMBER 2016

Participating countries	Final number of participants
Spain	4
Austria	2
Bulgaria	1
Croatia	2
Czech Republic	1
Greece	2
Hungary	2
Ireland	1
Netherlands	1
Poland	1
Romania	2
Turkey	4
Total number	23