
DEMOCRACY TREE

Youth Manual



Co-funded by
the European Union



Contents

Introduction:	3
Understanding non-formal education and its use in youth work	4
What is Non-Formal Education?.....	4
How youth workers can use non-formal education with young people?.....	4
Benefits of Non-Formal Education.....	6
How to use the DEMOCRACY TREE app:	7
How to use the NFE activities on the app:	8
Ancient Roots (5th–4th centuries BCE):.....	8
Mediaeval and Renaissance Period (5th–15th centuries):.....	9
Enlightenment and Democratic Revolutions (17th–18th centuries):.....	10
19th and Early 20th Centuries:.....	11
Post-World War II Era:.....	12
The EU Today:.....	14
Conclusion:	16



Introduction:

This manual is your guide to exploring democracy in a fun, interactive, and meaningful way through the **Democracy Tree App**. Whether you're just beginning to learn about democracy or looking to deepen your understanding, this app is designed to take you on an exciting journey through time—from the roots of democracy in Ancient Greece to the modern-day European Union. Along the way, you'll find tools to help you understand complex ideas, reflect on historical changes, and play your way to knowledge.

The manual is divided into four main parts, each helping you get the most out of the Democracy Tree experience:

1. **How to use the Democracy Tree app**

Learn how to navigate the app's main sections and explore content by historical period. You'll discover where to find infographics, videos, and games, and how to track your learning journey step by step.

2. **How to use the infographics**

Each historical period includes four infographics that highlight key themes, events, and systems. This section will guide you in using the infographics to build context, recognise patterns, and better understand how democracy evolved over time—without overwhelming you with too many details.

3. **How to use the videos**

Short and engaging, the videos in each section help bring history to life. This part of the manual explains how and why to watch them—whether to introduce new ideas or to reflect on what you've learnt—while keeping the focus on the key moments of each era.

4. **How to use the mini-games**

Want to test your knowledge and have fun while doing it? This section explains how to interact with flashcards, quizzes, puzzles, and more. Each historical period includes four mini-games that reinforce what you've learnt in a playful, rewarding way.

Whether you're a curious learner or just love a good challenge, this manual will help you make the most of the Democracy Tree App. Get ready to explore, discover, and enjoy learning about democracy like never before!

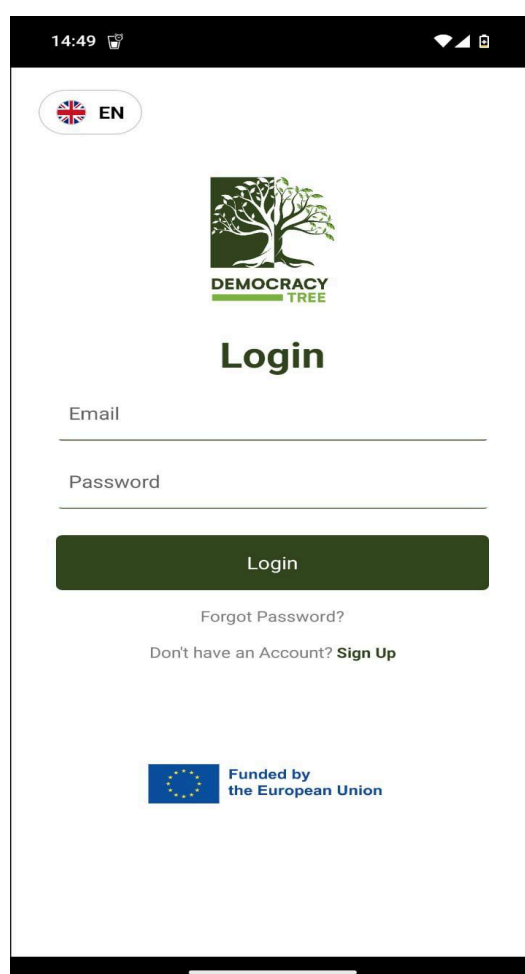


Understanding how the Democracy Tree app works

The **DEMOCRACY TREE APP** is a user-friendly digital platform designed to support youth education and engagement through interactive learning materials, social features, and progress tracking. This guide will walk you through each step of using the app—from logging in and setting up your profile to navigating the tree of learning content, connecting with others, and managing groups. The following instructions will help you make the most of the app's features.


1. Login Screen / Language Selection

- Enter your existing username and password to log in.
 - To reset your password, click "**Forgot Password**".
 - If you don't have an account, select "**Sign Up**" (see next step).
- To change the app's language, use the language selector (usually at the top left corner).



Co-funded by
the European Union





2. Sign Up – Step 1: Choose User Type

- Select whether you are registering as a "Learner" or an "Educator".

14:49

EN

DEMOCRACY TREE

Sign Up

Full name

Email

Country

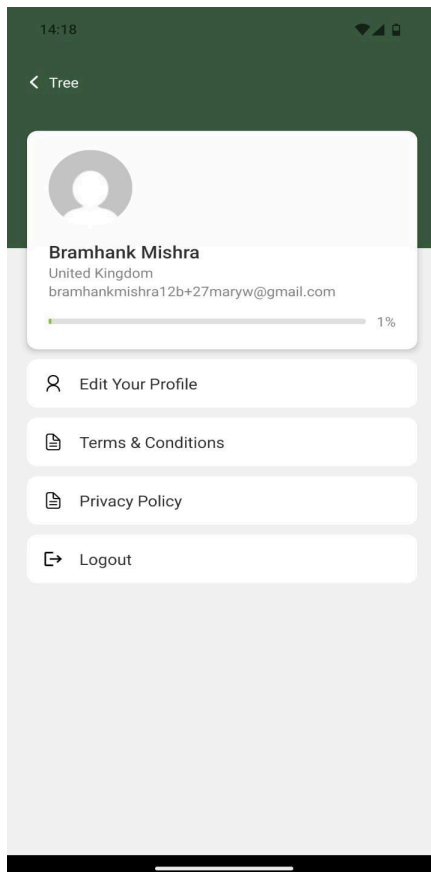
Password

Sign Up

Already have an Account? [Login](#)

3. Sign Up – Step 2: Account Details

- Enter the required personal information to complete your account creation.



4. Your Profile

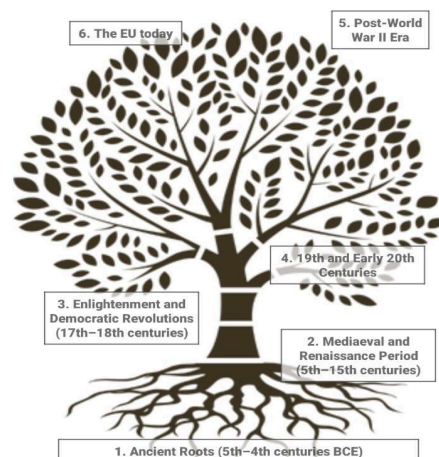
- **Access the Tree:** Click the "< Tree" icon to return to the main tree screen.
- **Profile Information:** View your profile picture, full name, country, and email.
- **Edit Profile:**
 - Change your profile picture.
 - Update your full name.
- **App Policies:**
 - Read the Terms & Conditions.
 - Review the Privacy Policy.
- **Logout:** Select "Logout" to safely exit your account.



Discover your courses by tapping on different parts of the tree!

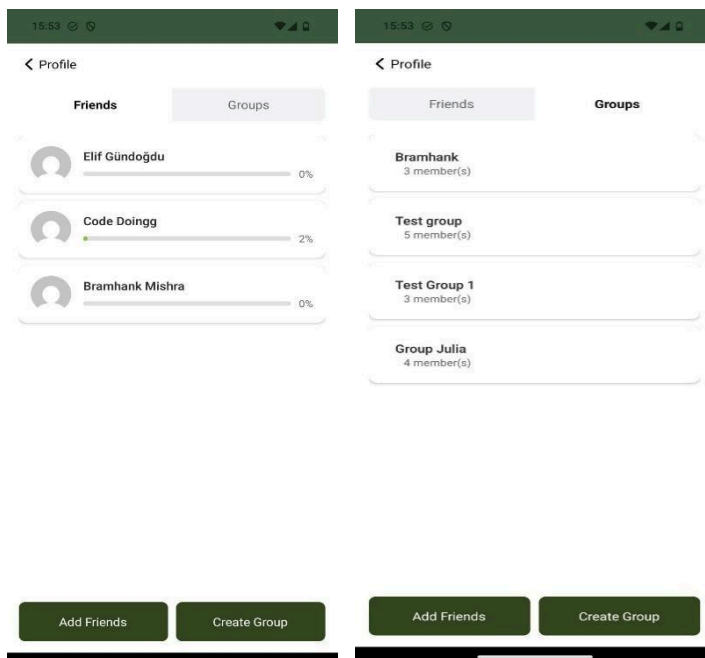
5. Navigating the Tree

- Click "**Profile**" to return to your profile.
- Use the appropriate icon to access **Friends** and **Groups** (see Section 6).
- Tap different parts of the tree to explore learning content (see Section 7).



Co-funded by
the European Union



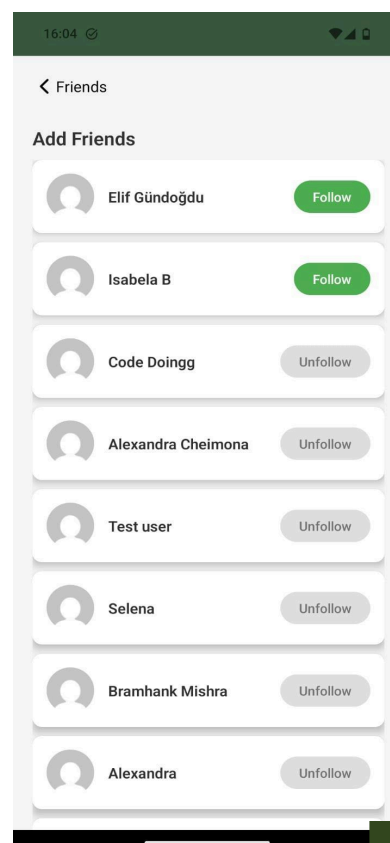


6. Connecting with Others: Friends and Groups

- Navigate to the **Profile** section (see Section 4).
- **Friends:** View your current friends and their progress.
- **Groups:** See the groups you've joined or created.
- **Add Friends:** Tap "Add Friends" to search for and follow other users.
- **Create Group:** Tap "Create Group" to start a new group.

6.1 Adding Friends

- Tap "**Follow**" to send a friend request.
- Wait briefly—no need to tap multiple times.
- To remove someone, tap "**Unfollow**".



Co-funded by
the European Union





< Go Back

Group Members

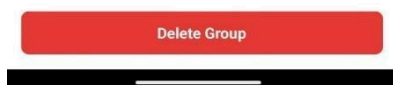
You
bramhankmishra12b+27maryw@gmail.com
1% Progress

Elif Gündoğdu
gundogduelif@gmail.com
0% Progress Remove

Isabela B
isabela.turcanu@gmail.com
0% Progress Remove

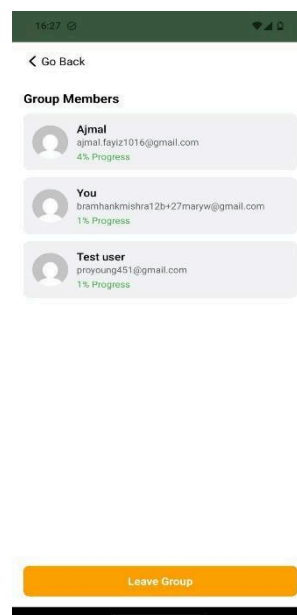
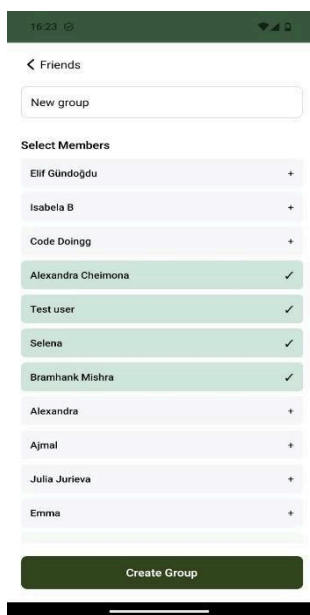
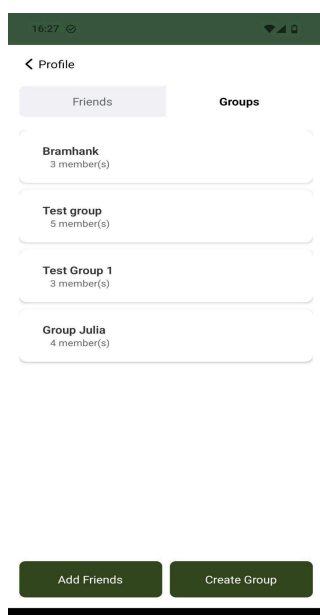
6.2 Creating Groups

- Enter a group name (e.g., "Youth Leaders").
- Select members from the user list.
- Tap **"Create Group"** to confirm.



6.3 Managing Groups

- View all joined and created groups.
- Remove members or delete groups you created.
- To leave a group created by someone else, tap **"Leave Group"**.

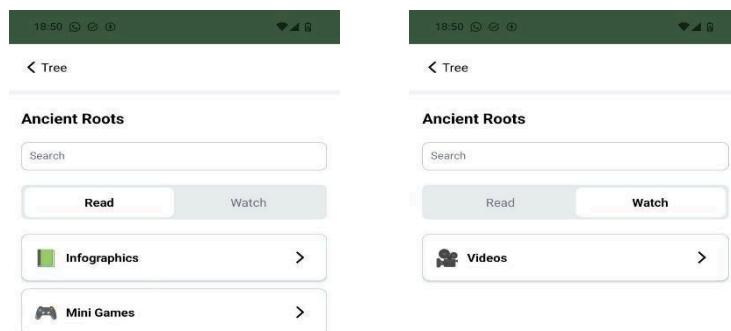


Co-funded by
the European Union



7. Tree Content: Learning Materials

- **For Learners / Youth:**
 - "Read" Section: Explore engaging infographics and interactive mini-games designed to make learning fun and accessible.
 - "Watch" Section: Watch videos that explain key concepts in an easy-to-understand and relatable way.



How to _____ use the infographics:

In the Democracy Tree App, the story of democracy is told across six major historical periods. Each period includes 4 engaging infographics that help you explore the key ideas, events, and institutions of the time.

Instead of reading long texts, you get to learn visually—by interacting with illustrated guides that bring the past to life. These infographics aren't just for looking—they're for thinking, questioning, and understanding how democracy developed over centuries.

You don't need to be a history expert. The app helps you connect the dots between the past and how democracy works today.

1. Ancient Roots (5th–4th centuries BCE)

This period takes you back to Ancient Athens, the birthplace of democratic ideas. You'll explore how early democratic institutions were organised and what roles ordinary citizens played. It's a great way to understand where the basic concepts of civic participation began.

2. Mediaeval and Renaissance Period (5th–15th centuries)

This period focuses on a time when democracy wasn't widespread—but new ideas in art, science, and politics began to challenge old power structures. The infographics in this section show how culture and innovation laid the groundwork for future democratic change.

3. Enlightenment and Democratic Revolutions (17th–18th centuries)



Co-funded by
the European Union



Here, you'll see how bold thinkers and revolutionaries changed the world. This period covers the American and French Revolutions, the rise of Enlightenment philosophy, and the push for rights and representation. The infographics show how democracy as we know it today started to take shape.

4. 19th and Early 20th Centuries

This era is all about expanding democracy—to more people and in more places. It includes the fight for women's suffrage, labour movements, and the impact of industrialisation on political rights. The infographics help you understand how the modern concept of equality began to grow.

5. Post-World War II Era

After two world wars, many countries began to rebuild and recommit to democratic values. This section looks at how democracy was promoted in Europe and beyond, how it was challenged during the Cold War, and how it survived. You'll see how international cooperation and human rights became central ideas.

6. The EU Today

Finally, you'll explore the European Union—a unique example of democratic cooperation between nations. The infographics in this section explain how the EU works, its values, and how it evolved from post-war unity efforts to a modern-day political union.

Why Use These Infographics?

These infographics are:

- **Easy to explore** – swipe, tap, and zoom in to learn at your own pace.
- **Visually engaging** – with illustrations that help you understand complex topics
- **A starting point** – for deeper thinking about your rights, history, and the future of democracy
- **Great for group discussion** – teachers and youth workers can use them to spark conversations.

How to use the infographics:

To help you dive deeper into the journey of democracy, the Democracy Tree App includes educational videos for each major historical period.

Each historical era contains 2 short, engaging videos that highlight key ideas, people, and events from that time. These aren't long lectures—they're visual stories designed to make learning interactive, accessible, and even fun.

The videos can be watched independently or used in group settings like workshops or classroom activities. They help explain complex historical developments in a clear and youth-friendly way, often combining animation, voiceover, and simple visuals.

1. Ancient Roots (5th–4th centuries BCE)



Co-funded by
the European Union



These videos explore the foundations of democracy in Ancient Athens, focusing on the values and institutions that gave ordinary citizens a voice for the first time. It's where democracy was born—and where the journey begins.

2. Mediaeval and Renaissance Period (5th–15th centuries)

The videos from this period give a sense of life under monarchies and empires and how cultural and intellectual awakening during the Renaissance set the stage for democratic thinking later on. It's a contrast between power and progress.

3. Enlightenment and Democratic Revolutions (17th–18th centuries)

Here, the focus shifts to ideas that challenged kings and empires. These videos highlight the impact of Enlightenment thinkers and show how revolutions, like the American and French, began reshaping governments in the name of the people.

4. 19th and Early 20th Centuries

This era brought the spread of democracy but also new challenges. The videos explore the fight for rights by working people and women, as well as the impact of industrialisation on social and political life.

5. Post-World War II Era

After the devastation of the world wars, countries had to rebuild—and many chose democracy. These videos show how nations recovered, cooperated, and promoted democratic values in the face of new global tensions.

6. The EU Today

The final period introduces the European Union as a modern example of cross-border democracy. The videos explain the EU's history, how its institutions work, and what values it stands for today.

Note: This section includes 3 videos to reflect the complexity and relevance of the EU in today's world.

How to Use the Videos

- **Watch before exploring** infographics or minigames to get a quick overview of the topic.
- **Pause and reflect** on key moments—many include questions or prompts to help you think critically.
- **Use in workshops or classrooms** to spark discussion and debate.
- **Rewatch as needed**—they're short, so you can revisit them anytime to refresh your understanding.

How to use the infographics:

Dive into the roots and evolution of democracy through a series of interactive mini-games designed for each key historical period. These engaging activities—from flashcards and



Co-funded by
the European Union



quizzes to puzzles and escape rooms—will help you explore major events, figures, and concepts that shaped democratic systems from Ancient Greece to the modern European Union. Each historical section includes four carefully curated games that combine fun with learning, allowing students to test their knowledge, strengthen understanding, and develop critical thinking in an enjoyable way. Let the journey through time begin!

Ancient Roots (5th–4th centuries BCE)

1. **Quizlet Flashcards – Athenian Democracy**
 - Use these **to review key terms and facts** about Athenian democracy. Great as a warm-up or recap tool.
2. **Quizlet Flashcards – Magistrate Positions**
 - Explore the roles of different Athenian officials. Use in pairs or groups to test each other.
3. **Multiple Choice Quiz – Birth of Democracy**
 - Interactive quiz to test your understanding of early democracy's structure and values. Use after watching the video.
4. **Quizlet Flashcards – Elements of Democracy**
 - Use to learn about the core democratic values from Ancient Athens. Encourage group discussions around each card.

Mediaeval and Renaissance Period (5th–15th centuries)

1. **Kahoot Quiz – Mediaeval and Renaissance**
 - Live quiz game. Use in groups or individually to review the big historical shifts in this era.
2. **Quizlet Matching Game – Mediaeval Period**
 - Match key terms and descriptions to reinforce memory. Use for quick revision.
3. **Renaissance Scrabble (Breshna)**
 - Rearrange letters to form terms related to the Renaissance. Helps reinforce vocabulary and concepts.
4. **Renaissance Art Puzzle (Breshna)**
 - Jigsaw puzzle that introduces Renaissance art and thinkers. Use it as a creative, relaxing review activity.

Enlightenment and Democratic Revolutions (17th–18th centuries)

1. **Match Historical Figures (Genially)**
 - Match Enlightenment thinkers with their ideas. Great as a pair or solo activity to promote critical thinking.
2. **Quizlet Flashcards – Enlightenment & Revolutions**
 - Learn about major Enlightenment figures and their impact on democracy. Use for review or discussion.
3. **Kahoot Quiz – Enlightenment and Revolutions**
 - Live or solo quiz that checks understanding of key ideas and events from the Enlightenment period.
4. **Fill-in-the-Blank Game (Genially)**
 - Complete sentences related to Enlightenment ideas. Use it as a fun challenge after reviewing content.



19th and Early 20th Centuries

1. **Quizizz Presentation Game**
 - Interactive learning game with real-time feedback. Best used in class or group settings.
2. **ScrambleRamble (Breshna)**
 - Rearrange jumbled terms related to democratic changes in the 19th century. Use to build vocabulary and context.
3. **PuzzlePeel (Breshna)**
 - Reveal images and text clues while solving historical puzzles—ideal for visual learners.
4. **ChoiceChamp Quiz (Breshna)**
 - A multiple-choice quiz that reinforces learning on industrialisation and reform movements.

Post-World War II Era

1. **Mystery Breakout Game (Genially)**
 - Solve clues and unlock the story of democracy's rebirth after WWII. Best for group problem-solving.
2. **Quizizz – Post-War Quiz**
 - Solo quiz focused on key historical and political shifts after WWII. Can be replayed to improve scores.
3. **Quizlet Flashcards – Pre/Post WWII Changes**
 - Understand the transition from empires to democratic states. Use it as an entry point to deeper discussions.
4. **Genially Spin-the-Wheel Quiz**
 - Interactive key term game—spin the wheel and answer random questions. Use it as a fun review or recap.

The EU Today

1. **Quizlet Flashcards – EU Values**
 - Learn and discuss core EU values. Great for preparing debates or group work.
2. **Fill in the Blanks – EU History (Genially)**
 - Complete EU history statements. Use as a challenge activity after watching the related video.
3. **Quizlet Flashcards – EU Historical Development**
 - Review the major steps in the EU's formation. Useful for independent learners.
4. **Quiz – EU Institutions (Breshna)**
 - A multiple-choice quiz that explains how EU institutions work together. A useful follow-up to the video.
5. **Escape Room – EU History (Genially)**
 - Solve puzzles and explore key moments in EU history. Best for team-based exploration and critical thinking.



Conclusion:

You've now reached the end of the manual—but your real journey is just beginning! By learning how to use the Democracy Tree App, its infographics, videos, and mini-games, you're fully equipped to explore the fascinating history and values of democracy in a way that is interactive, engaging, and youth-friendly.

From ancient Athens to today's European Union, democracy has taken many shapes and faced many challenges. Each historical period presented in the app helps you understand how societies have changed, how people have fought for their rights, and how democratic values continue to shape our world today. Whether it's a short video, a flashcard challenge, or a puzzle, each tool you've discovered is a stepping stone to deeper understanding and reflection.

This app is more than just a learning tool—it's a space where you can question, interact, and grow. Use it to spark discussions with friends, challenge yourself with games, and explore ideas that matter to you. Democracy isn't just a thing of the past—it's something we all help shape every day.

So keep exploring. Keep questioning. Keep learning.

Because democracy needs informed and active citizens—like you.



Co-funded by
the European Union

