



## **REPORT ON COOPERATION OF PROGRAMME COUNTRIES WITH EASTERN EUROPE AND CAUCASUS REGION WITHIN THE YOUTH IN ACTION PROGRAMME BETWEEN 2007 – 2011**

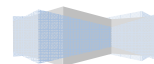
25<sup>th</sup> June 2012

Prepared by Małgorzata Pawłowska,  
SALTO Eastern Europe and Caucasus Resource Centre

The report is aimed to give an overview of the European Community Youth in Action Programme development in Eastern Europe and Caucasus (EECA). It presents both trends and statistics embracing first five years of implementation of the Youth in Action Programme in the EECA Countries: Armenia, Azerbaijan, Belarus, Georgia, Moldova, Russian Federation and Ukraine.

The report covers statistics of two Actions of the Programme where cooperation with the EECA region is possible: Action 2 – “European Voluntary Service” and Action 3.1 – “Cooperation with the Neighbouring Partner Countries of the European Union”.

All the statistics used in the following document are based on YouthLink II and their accuracy highly depends on accuracy of the database used. Because of information processing some of the collected data may be unsure (their accuracy depends on the completeness of data provided by different National Agencies). Therefore, please note that the factual quantitative data might be slightly different from these presented below. The number of factors and data sources makes it very difficult to receive the final numbers.



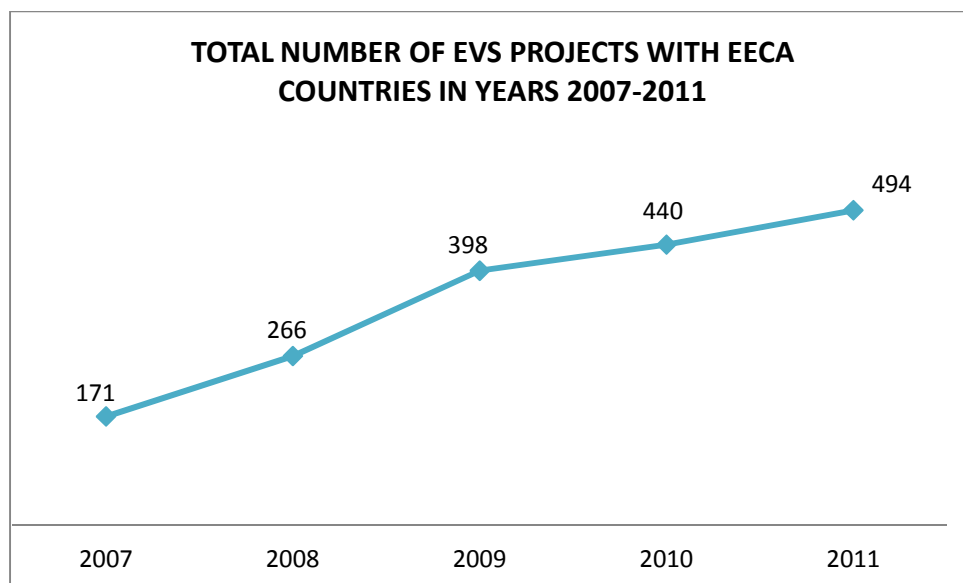
## ACTION 2: EUROPEAN VOLUNTARY SERVICE

### 1. GENERAL DATA

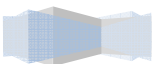
In years 2007-2011 to National Agencies of Youth in Action Programme came in 2,400 grant applications for Action 2 projects with participation of EECA countries. Around 1,770 of them obtained grants which total sum amounted 36,4 millions EURO. Over 600 grant requests were rejected by National Agencies, what makes up for 25% of all applications.

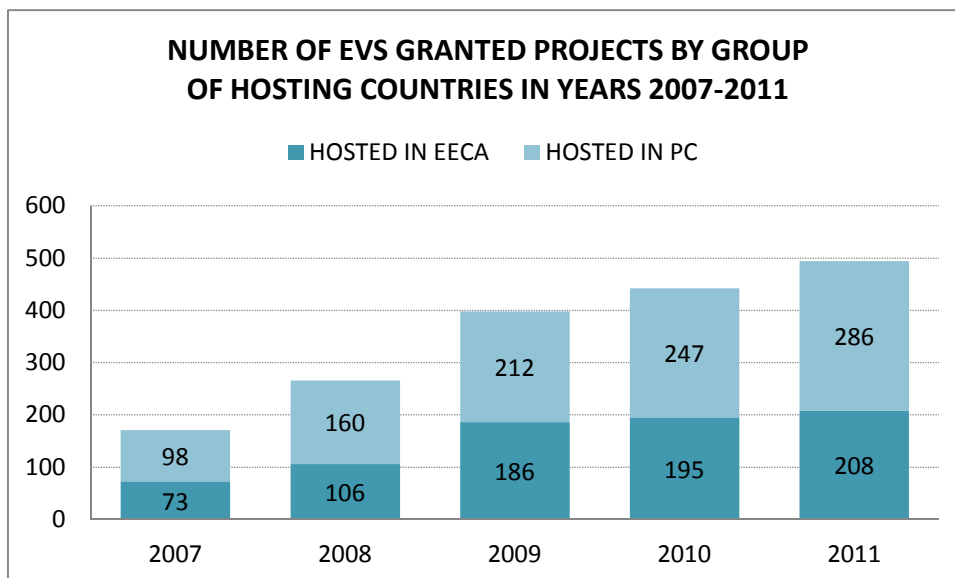
Between 2007-2011 Programme Countries sent to Eastern Europe and Caucasus Countries in total over 1,440 volunteers within almost 800 projects. Similar number of volunteers was sent from EECA countries to Programme Countries within over 1,000 projects. In total, during five years of Youth in Action Programme functioning in EECA region, a total number of almost 3,000 volunteers participated in 1,800 EVS projects within Action 2.

#### 1.1 EVS projects with the EECA Countries.



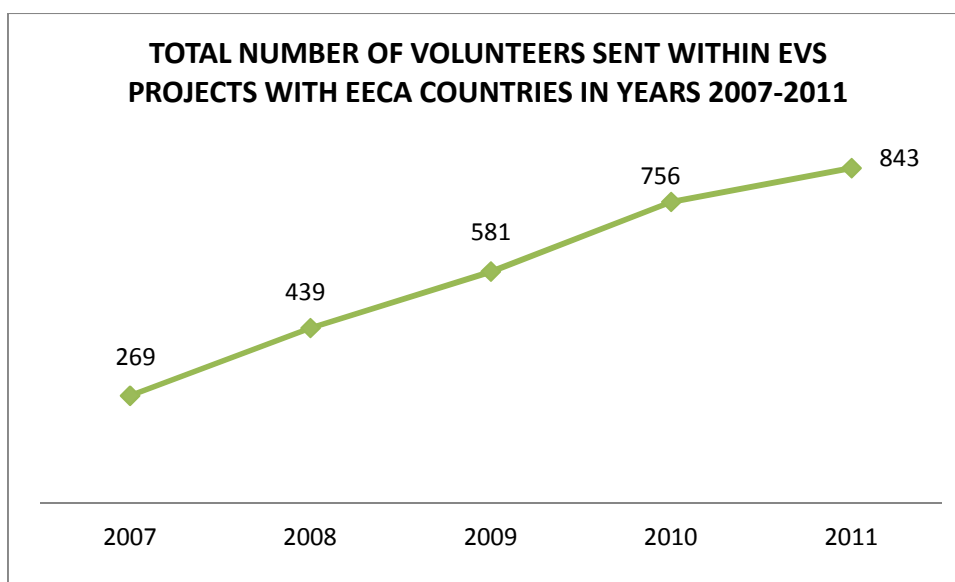
As we can see in the chart above, since 2007 the number of implemented EVS projects has been gradually growing. The biggest increase occurred between 2008 and 2009, when the number of projects increased by over 130. In general, over the five years, the total number of implemented projects has grown almost three times.



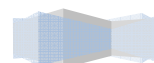


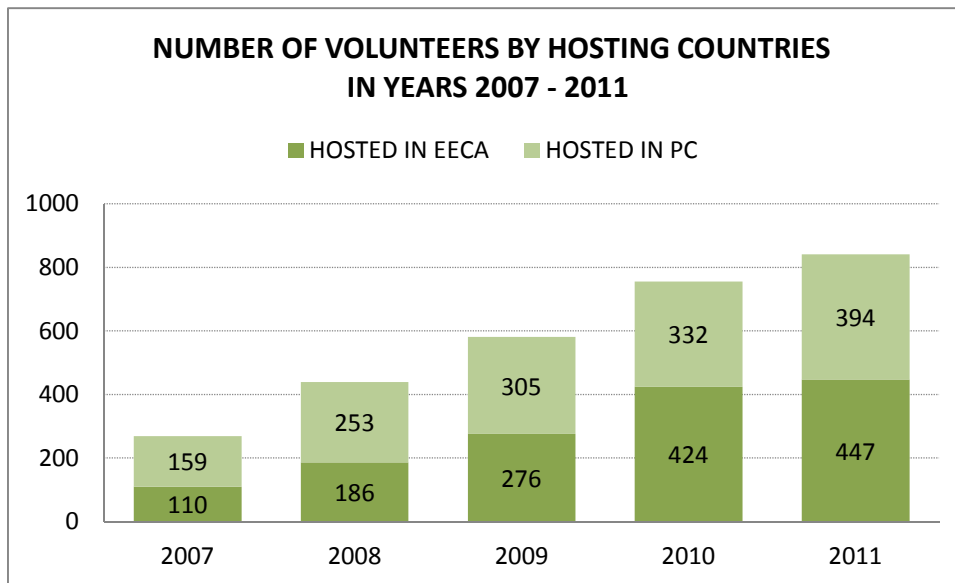
A dynamic increase is observed in number of EVS projects with participation of the EECA Countries. Since 2007 the number of projects sent from EECA countries to Programme Countries is higher than number of projects sent in the opposite direction.

#### 1.2 Flow of EVS volunteers.

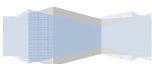


In years 2007 -2011 a consequent growth characterised also the number of volunteers sent from and hosted in EECA Countries within Action 2. The total number of volunteers who participated in EVS projects with the EECA has increased in 2011, in comparison to 2007, over three times.

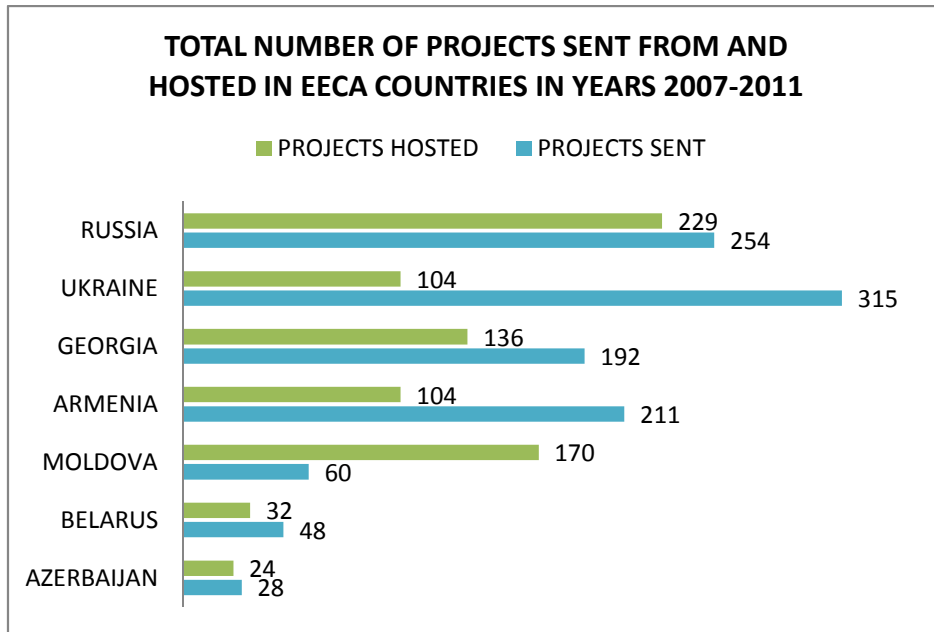




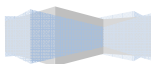
Between 2007 – 2009 EECA region was the leader as far as the number of volunteers sent between Programme and EECA Countries is concerned. Although, in 2010 for the first time the number of volunteers sent from Programme Countries to EECA exceeded the number of volunteers sent in the opposite direction (this tendency was present also in 2011). This growth is even more significant concerning the fact that the number of projects sent from PC in 2010 and in 2011 remained lower than number of projects hosted there.

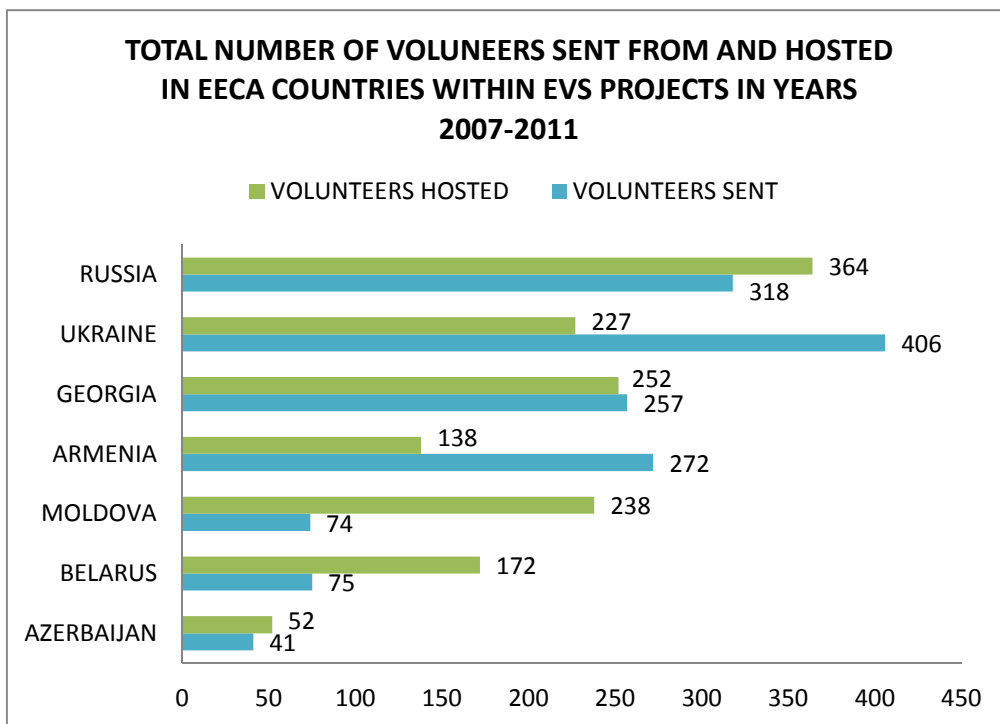


### 1.3 Figures by the EECA Countries.




Concerning total number of sent and hosted EVS projects, Russia constitutes the most active of all EECA Countries. It took part in more than 480 projects within Action 2. Russia is followed by Ukraine (420 projects) and two small Caucasian countries – Georgia and Armenia (both participated in over 300 projects). Countries the least involved in Action 2 are Belarus (100 projects) and Azerbaijan (53). Majority of the EECA countries, except Moldova and Azerbaijan, more often sent EVS projects than hosted them.



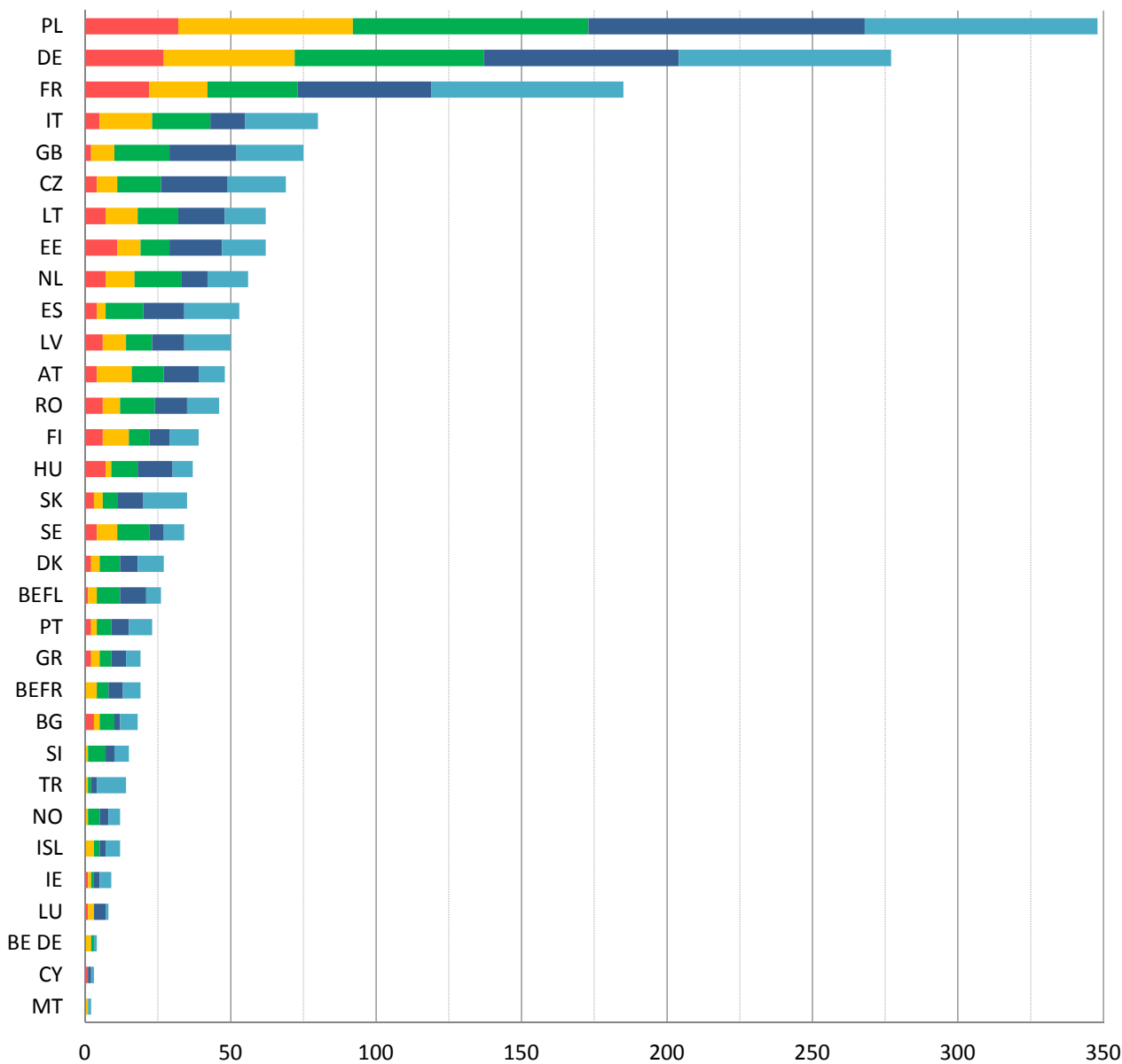


Analyzing the sum of hosted and sent volunteers, again it is Russia that is the leader of the collation (almost 700 both hosted and sent volunteers), followed by Ukraine (over 630) and Georgia (over 500). Azerbaijan takes the last position with 93 volunteers. Russia, as well as least active Azerbaijan, Belarus and Moldova, hosted more volunteers than sent by themselves.



### 1.4 Figures by the Programme Countries.

**NUMBER OF EVS PROJECTS WITH THE EECA REGION GRANTED BY PARTICULAR PROGRAMME COUNTRIES IN YEARS 2007-2011**




	M T	CY	BE DE	LU	IE	ISL	NO	TR	SI	BG	BE FR	GR	PT	BE FL	DK	SE	SK	HU	FI	RO	AT	LV	ES	NL	EE	LT	CZ	GB	IT	FR	DE	PL
2007		1		1	1					3		2	2	1	2	4	3	7	6	6	4	6	4	7	11	7	4	2	5	22	27	32
2008	1		2	2	1	3	1	1	1	2	4	3	2	3	3	7	3	2	9	6	12	8	3	10	8	11	7	8	18	20	45	60
2009			1		1	2	4	1	6	5	4	4	5	8	7	11	5	9	7	12	11	9	13	16	10	14	15	19	20	31	65	81
2010		1		4	2	2	3	2	3	2	5	5	6	9	6	5	9	12	7	11	12	11	14	9	18	16	23	23	12	46	67	95
2011	1	1	1	1	4	5	4	10	5	6	6	5	8	5	9	7	15	7	10	11	9	16	19	14	15	14	20	23	25	66	73	80

The chart above depicts the number of Action 2 projects with the EECA countries granted on decentralized level. As one can see, the Polish NA granted the biggest number of such projects – almost 350. The second position belongs to the German NA with almost 280 granted projects and the third one – to the French NA with 185 projects. In general, the three above mentioned NAs granted together 46% of all the EVS projects with the EECA countries.

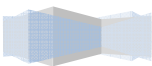
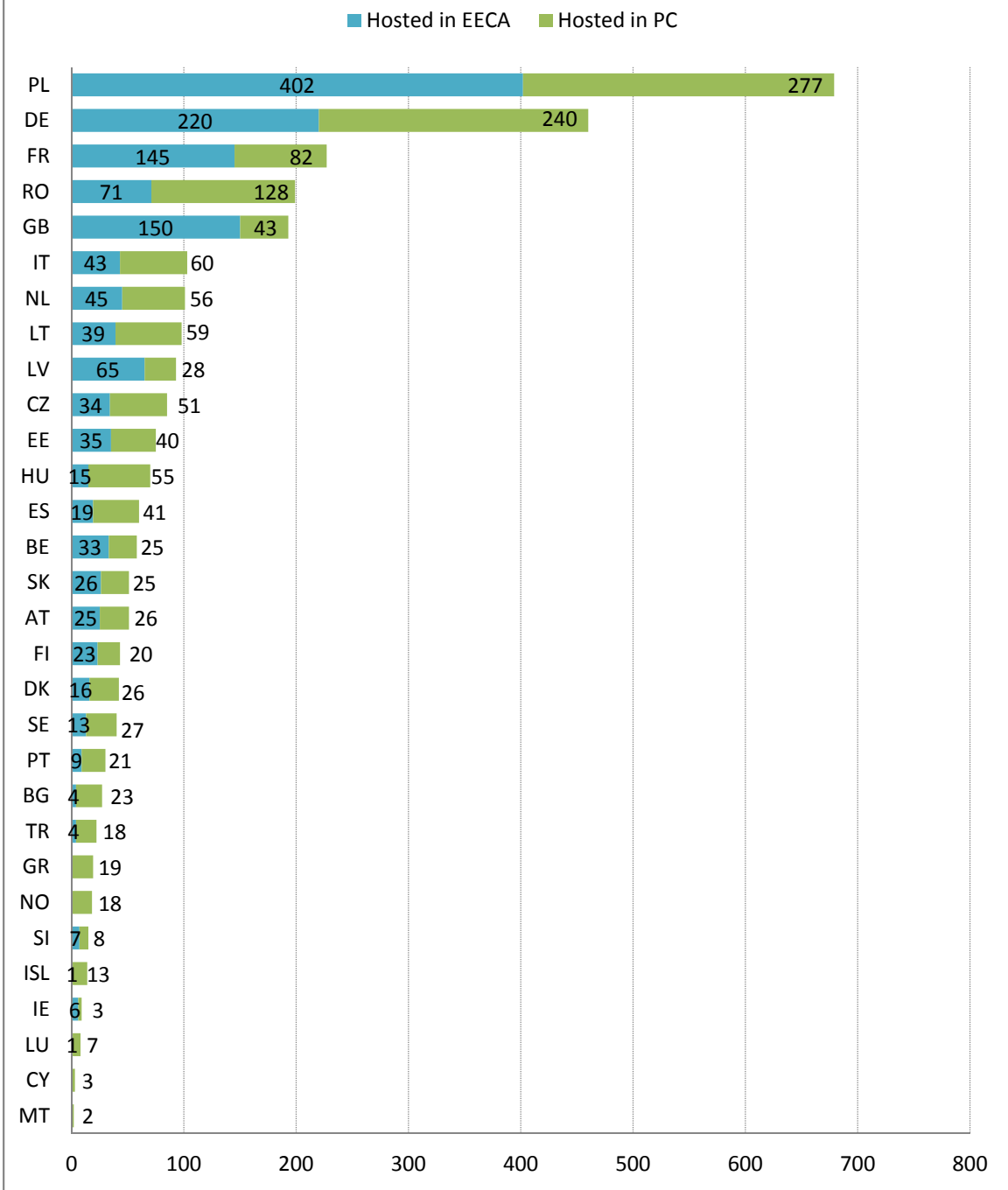
Until the end of 2011, from among 35 National Agencies of Youth in Action Programme only three of them did not grant any EVS project with the participation of EECA partners; they were: Croatia, Liechtenstein and Switzerland.

The next chart presents the number of volunteers both hosted in as well as sent from the EECA region by particular Programme Countries. Again this is Poland, Germany and France that exchanged the biggest number of volunteers with the EECA countries. However Poland is undisputable leader, with over 400 young Poles sent on East within EVS projects and almost 280 volunteers from the EECA hosted in this country. Next two countries in this collation - Great Britain and Romania – sent each a few times more volunteers than projects. These statistics are, in case of Great Britain, inflated by big group of volunteers sent to Belarus in 2009 and 2010. On the other hand Romania sent in 2010 one big group of volunteers to Moldova and the other one to Russia.

It is worth of underlying, that five out of ten the most active Programme Countries are “new EU countries”: Poland, Romania, Lithuania, Czech Republic and Hungary. There were seven Programme Countries that until the end of 2011 did not send any volunteer to the EECA region: Cyprus, Greece, Malta, Norway, Croatia, Liechtenstein and Switzerland. The last three of them did not host any volunteer from the EECA either.

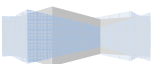
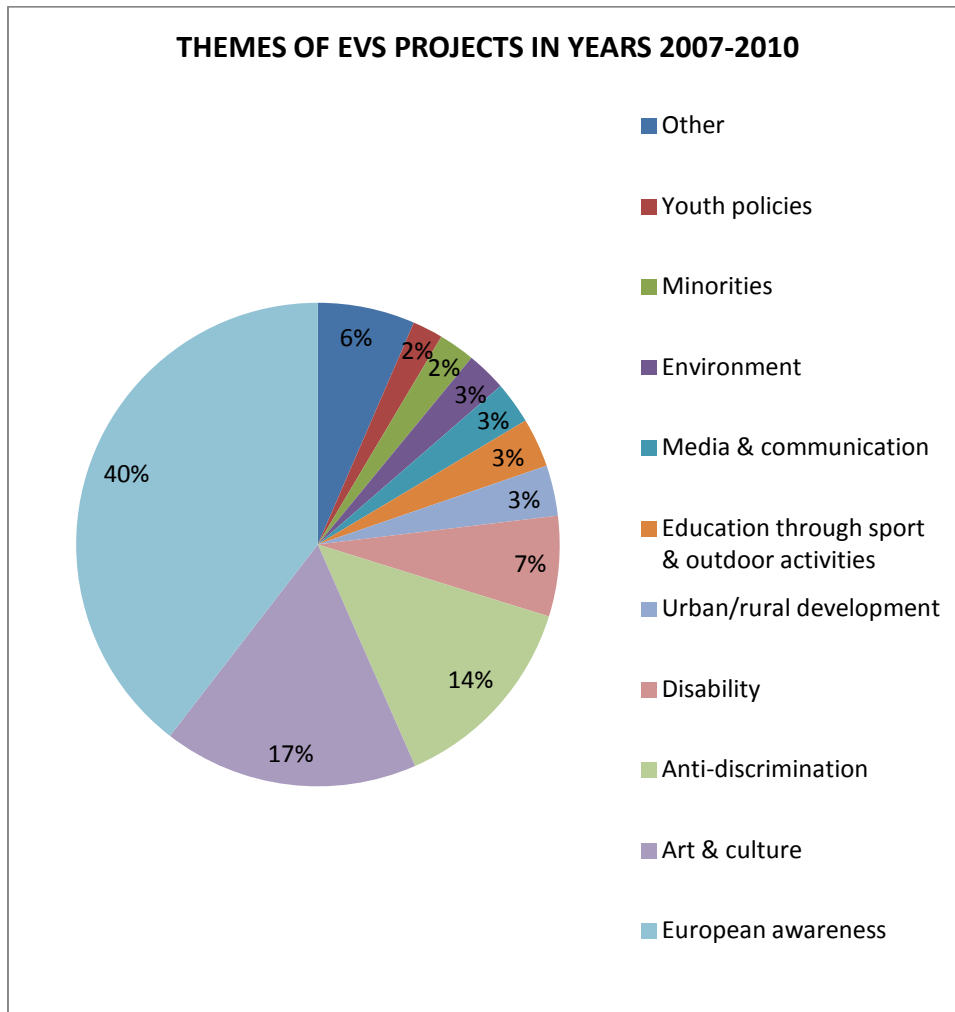


**NUMBER OF VOLUNTEERS SENT FROM AND HOSTED IN THE EECA  
REGION BY PROGRAMME COUNTRIES  
IN YEARS 2007-2011**



## 1.5 Themes of EVS projects.

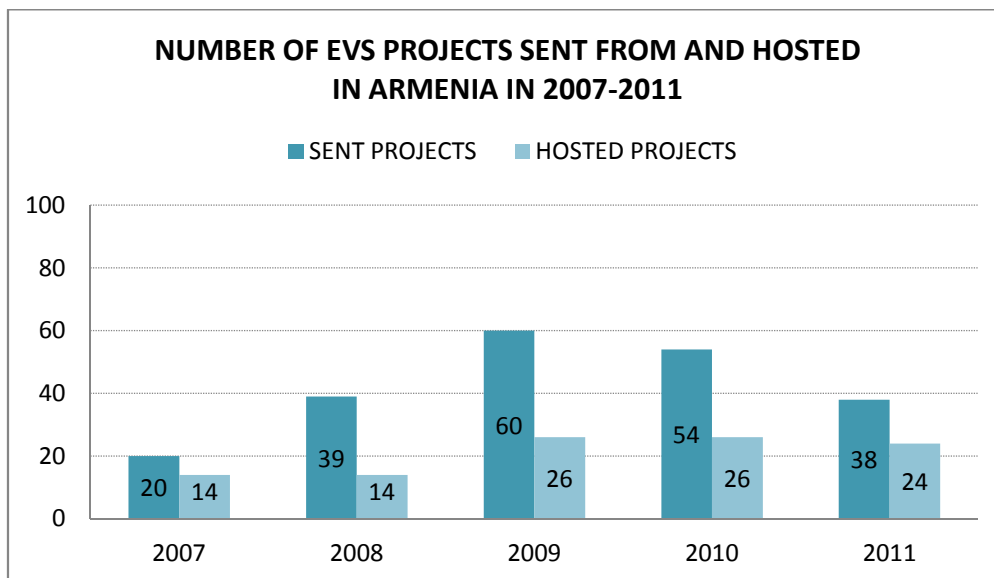
Concerning the themes of EVS projects conducted with EECA countries, the most popular were “European awareness”, “Anti-discrimination”, “Art and culture” and “Disability”. The proportion among all of the EVS thematic fields illustrates the chart below.



## 2. ACTION 2 BY PARTICULAR EECA COUNTRIES

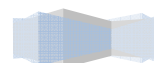
### 2.1 ARMENIA

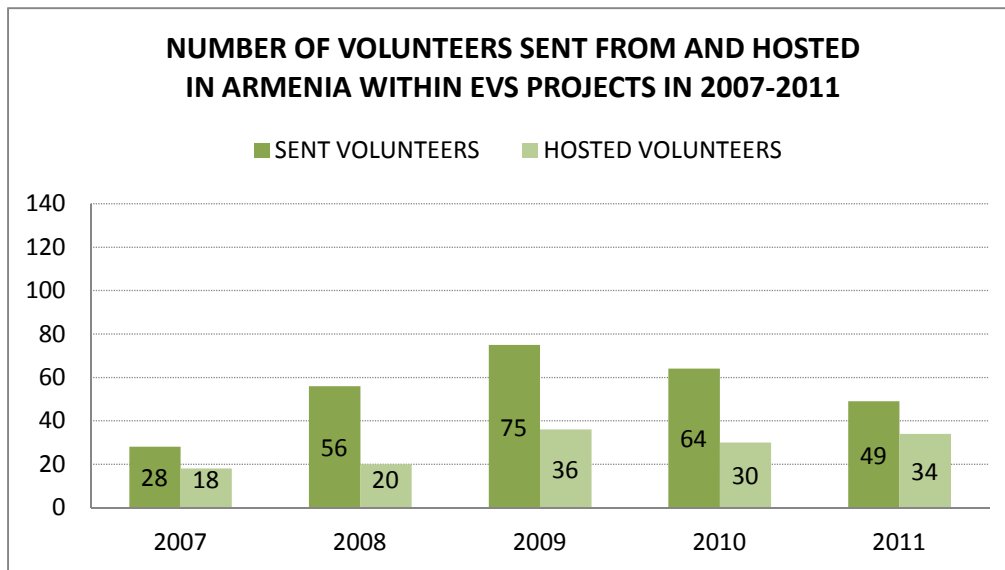
Armenia is one of the most active EECA countries concerning participation in EVS projects. Since 2007 it hosted almost 140 and sent 270 volunteers within over 310 projects.



Over three years, since 2007 to 2009, the number of projects sent from Armenia to Programme Countries was gradually increasing, to fall off again in 2010 and 2011. At the same time since 2009 the number of projects hosted in the country remains at the same level.

Similar situation concerns number of volunteers. The number of sent volunteers was increasing till 2009 to start decreasing again in years 2010 and 2011. However number of volunteers coming to EECA since 2009 fluctuates around 34.

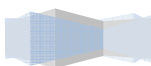




At least a half of Armenian hosting and sending organisations come from Yerevan. However, many EVS projects involved also participation of organisations from Stepanavan, Vanadzor, Gyumri and others.

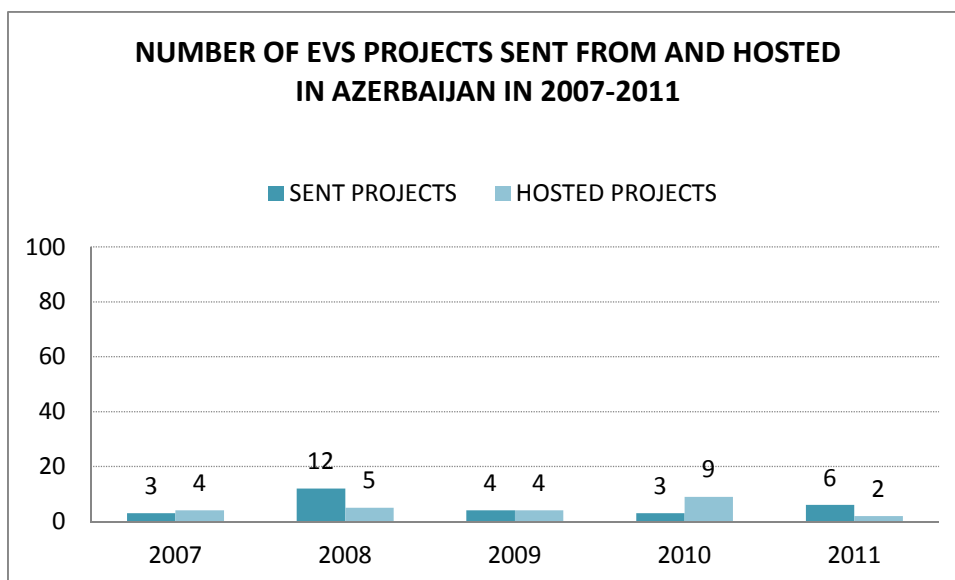
From among Programme Countries, Poland is the undisputed leader of cooperation with Armenia. This country sent the biggest number of EVS projects (22) and volunteers (38) to this EECA country as well as hosted the biggest number of its projects (36) and volunteers (43). Polish volunteers make up for almost 30% of all PC volunteers sent to Armenia and its projects make up for over 20% of PC projects in Armenia.

Other Programme Countries that hosted the biggest number of EVS projects from Armenia are Romania, France, Germany and Italy. On the other hand, Armenia hosted most often projects from (next to countries already mentioned) Lithuania, Estonia and Great Britain.

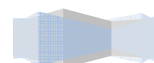
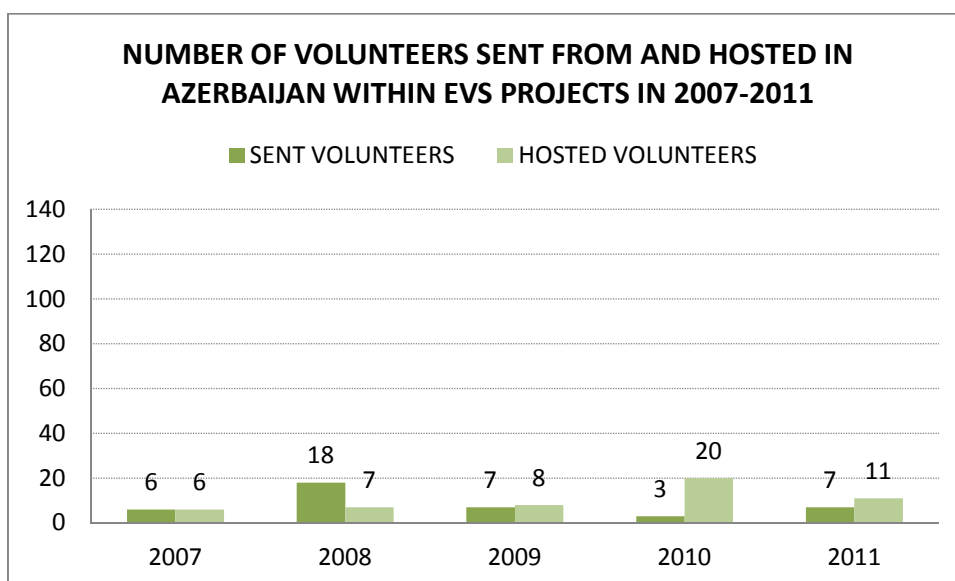


## 2.2 AZERBAIJAN

For over five years of cooperation within Youth in Action Programme Azerbaijan has hosted in total 52 and sent 41 volunteers in 52 EVS projects, which places this country on the last position in EECA region.



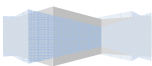
The chart above presents number of EVS projects with participation of Azerbaijan in particular years. As one can see, figures showing hosted projects seem to grow systematically. The biggest jump occurred in 2010, when number of projects increased almost twice comparing with the previous year. On the other hand, as far as projects sent from Azerbaijan are concerned, with exception of year 2008 when this figure was relatively big, the number remains low.



Concerning number of volunteers, one can see that general tendency coincides with number of EVS projects hosted and sent from Azerbaijan. However, it should be taken into account that in case of so small figures talking about any trends is inadvisable.

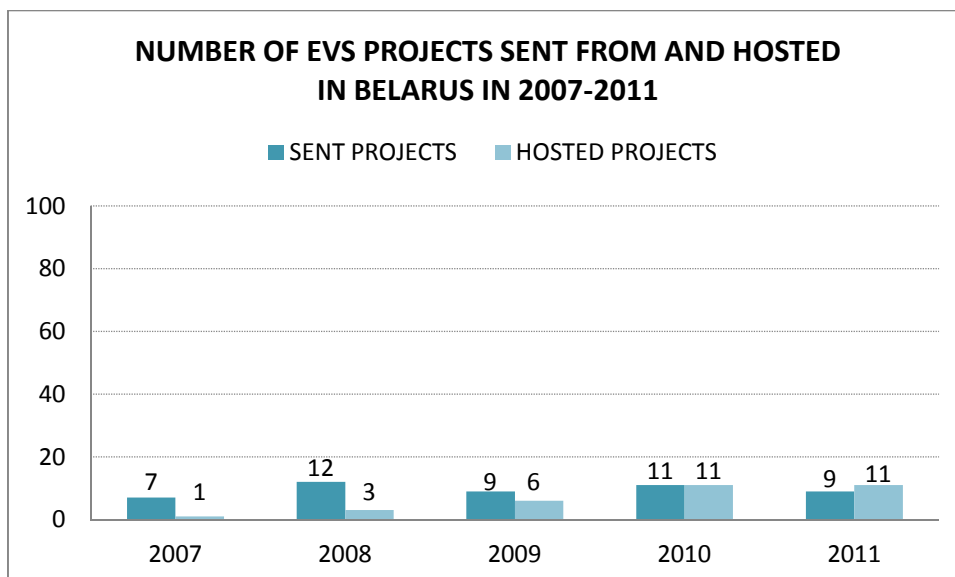
Azerbaijani participation in EVS projects is limited almost only to Baku. However few projects were conducted also in Ganja.

From among Programme Countries only a few cooperate with Azerbaijan within Action 2 moderately systematically. Two most active countries are Poland and Romania. The first one since 2007 has sent 16 volunteers to this country and hosted 9, while the second one has hosted 17 and sent 5 - but all in 2010. Since 2008 Slovakia sent there 6 and hosted one volunteer from Azerbaijan. Also Netherlands hosted 7 and sent 5 young people within EVS projects with this Caucasian country – but nobody in 2011. Cooperation of the other countries with Azerbaijan seems to be rather accidental.

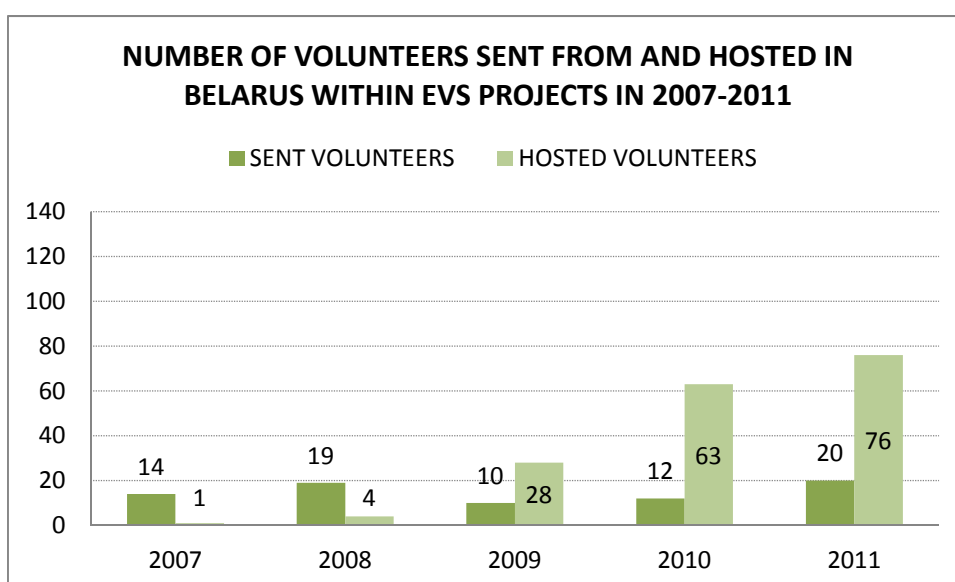


## 2.3 BELARUS

Belarus, next to Azerbaijan, is one of the least active EECA countries concerning participation in EVS projects. Since 2007 it has hosted 172 and sent 75 volunteers within 80 projects.



Concerning projects hosted in Belarus, their number between 2007-2010 was constantly increasing (to remain on the same level in 2011), what reflects general tendency of growing interest among organisations from Programme Countries in cooperation with EECA region. Although, numbers of projects sent by Belarusian organisations are changeable. Again, this is the result of general small number of projects and volunteers participating in EVS projects here.



As one can see, in 2007 and 2008 number of volunteers sent from Belarus was much higher than the number of hosted volunteers. It changed in 2009, as a significant fall-off in number of sent

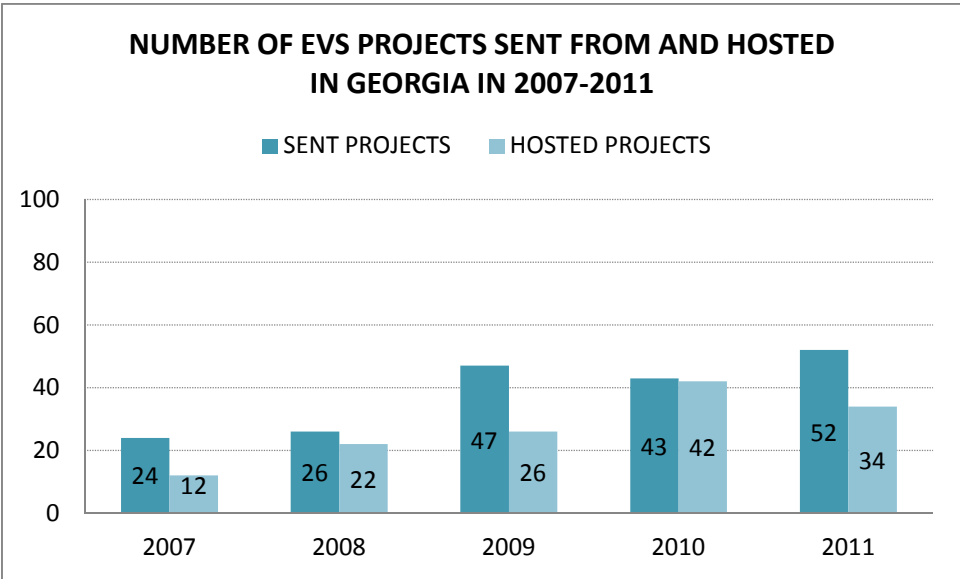
and increase in number of hosted volunteers occurred. However, figures for years 2009 - 2011 were inflated by few big projects from Great Britain and Poland (and in 2011 also from Latvia).

Poland is the country that participated in the biggest number of EVS projects with Belarus. Since 2007 it has sent in total 33 volunteers and hosted 13. Also Germany keeps a moderately constant cooperation with Belarus. Usually as a host of Belarusian projects, one can find in statistics Portugal. Great Britain sent to Belarus the biggest number of volunteers – in total 75 (in two projects), what makes up for over 60% of all volunteers hosted in this EECA country.

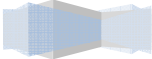
In case of Belarus, majority of hosting and sending organisations is concentrated in Minsk. Although, a few organisations came also from cities like Gomel, Mogilev and Grodno.

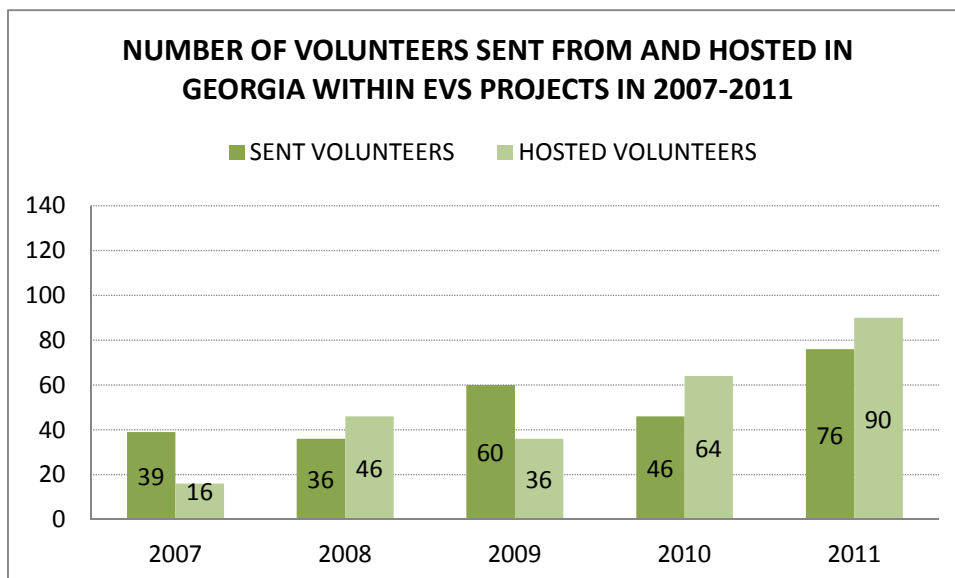
**2.4 GEORGIA**

For over five years of cooperation within Youth in Action Programme Georgia sent 192 projects with 257 volunteers and hosted 136 projects with 252 volunteers. This counts Georgia among the most active EECA countries within EVS.



From 2007 to 2010 number of EVS projects hosted in Georgia has been consequently increasing. Only in 2011 one can see a slight fall-off. Similar tendency one can notice in figures presenting projects sent from Georgia, which number remains bigger over all this period.

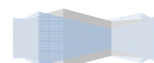




As one can see on the chart above, numbers of volunteers both sent from and sent to Georgia is fluctuating. Although, the sum of all volunteers exchanged between Programme Countries and Georgia is increasing with every year.

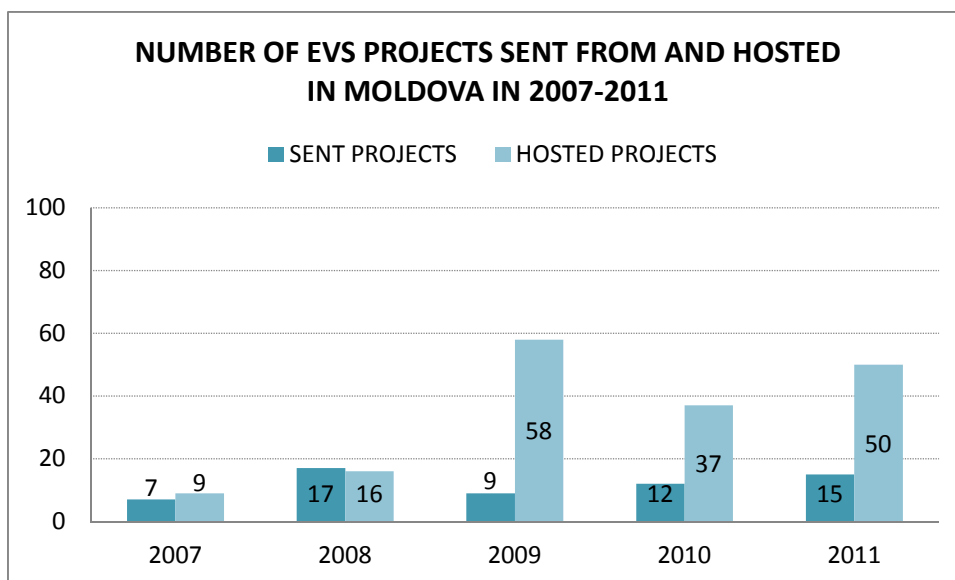
Georgian organisations that participate in EVS projects come from various regions of the country. The most active ones are – traditionally already – from the capital city of Tbilisi, however those from Rustavi, Ozurgeti, Zugdidi and others are not lingering.

From among Programme Countries Poland, again, is the most actively involved in cooperation with Georgia. Between 2007 – 2011 it sent 90 and hosted 72 volunteers in total. Also, over five years 30 volunteers were sent to Georgia from Latvia. The other countries that sent volunteers regularly to this Caucasian country were Lithuania, Czech Republic, France and Germany. On the other hand, except from Poland, Romania was the most popular destiny for Georgian volunteers – it hosted 45 young people from there. Worth of mentioning is fact that, in 2011 for the first time in EVS projects with Georgia participated organizations from Finland and Slovenia.

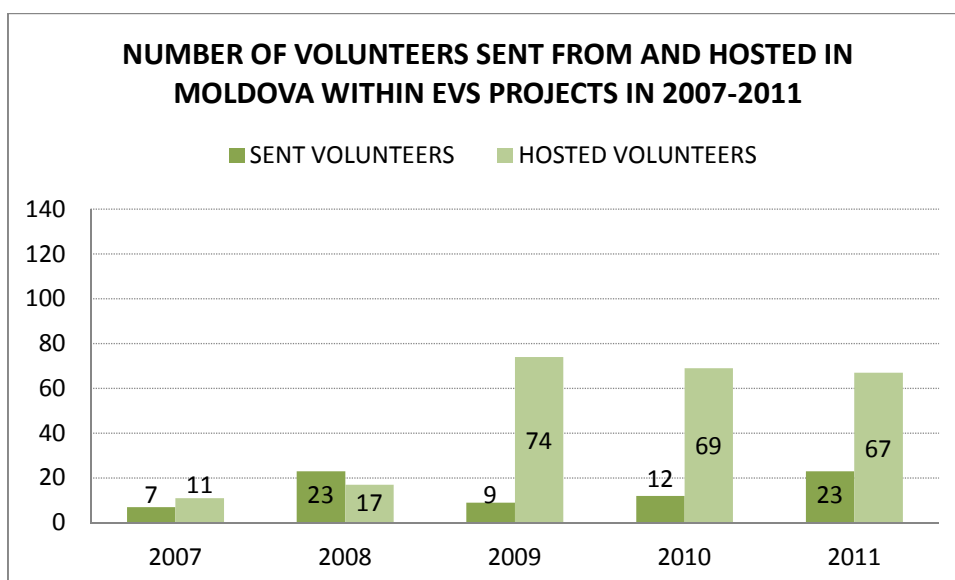


## 2.5 MOLDOVA


Moldova since 2007 has hosted 238 volunteers within 170 projects and sent 74 volunteers within 60 projects. From among EECA region it is the only country that hosted more projects from Programme Countries than send by itself.



As one can see in the chart above, number of EVS projects with Moldovan participation changes every year, although it is not characterised by any specific trend. However, there is a significant growth in number of projects hosted in Moldova since 2009.



Comparing number of volunteers and projects sent to and from Moldova, one can notice a regularity: whereas Moldavian projects are generally small (usually it is individual EVS), those sent from Programme Countries – especially after 2008 – are often prepared for groups.

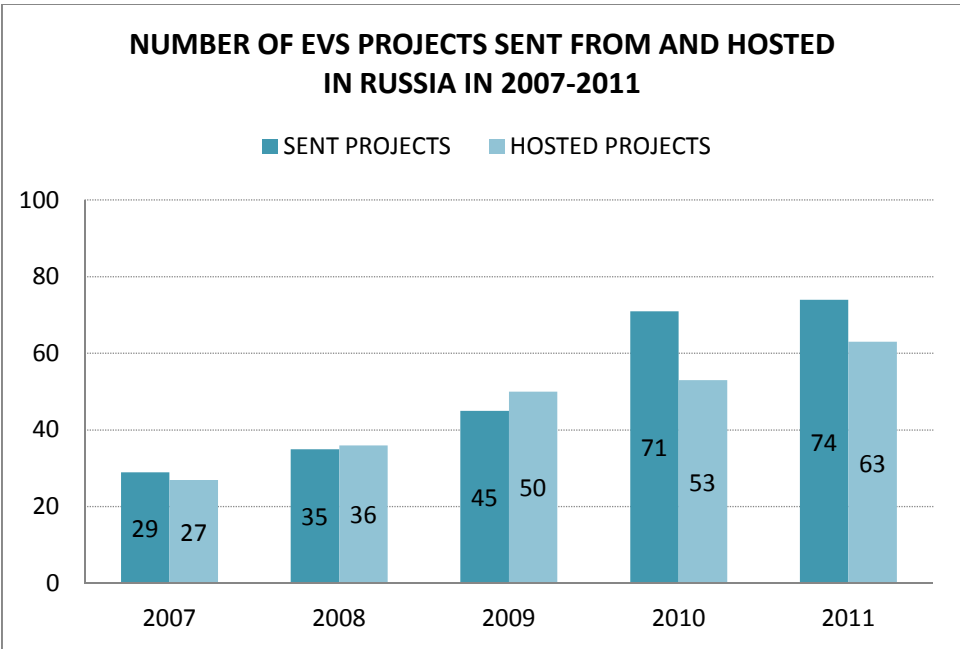


Majority of Moldovan EVS projects are limited to Chisinau. Although, there are some organisations from different cities, like Ialoveni and Tiraspol, that also participated in a few projects.

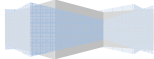
The Programme Country that sends the biggest number of volunteers to Moldova is France – since 2007 around 60 French young people have gone to this EECA Country. Other countries send their volunteers to Moldova rather occasionally, however, in 2009 a group of 17 German volunteers was hosted there and in 2010 Romania sent to its neighbour around 25 young people. On the other hand, it is difficult to point the most popular destination country of Moldovan volunteers. They are usually sent individually to various countries: France, Finland, Poland, Denmark, Romania etc. In 2010 three Moldovan volunteers were sent for the first time to Turkey.

**2.6 RUSSIAN FEDERATION**

From EECA region, Russia had the biggest number of EVS projects and volunteers. Russian organisations took part in 483 projects (254 sent and 229 hosted) with participation of over 700 volunteers (318 sent and 364 hosted).



For over five years of Russian cooperation within Youth in Action Programme the numbers of both hosted as well as sent projects were consequently increasing. In 2011 they were more than two times higher than in 2007.






Also, the total number of volunteers in projects with Russian participation is growing constantly. Over four years of this country's participation in the Youth in Action Programme, it hosted more young people than sent to Programme Countries even though e.g. in 2010 Russia sent more projects than hosted (what has changed only in 2011 when one volunteer more was sent abroad from Russia). The main reason of this fact is that projects from Programme Countries are often prepared for groups of volunteers.

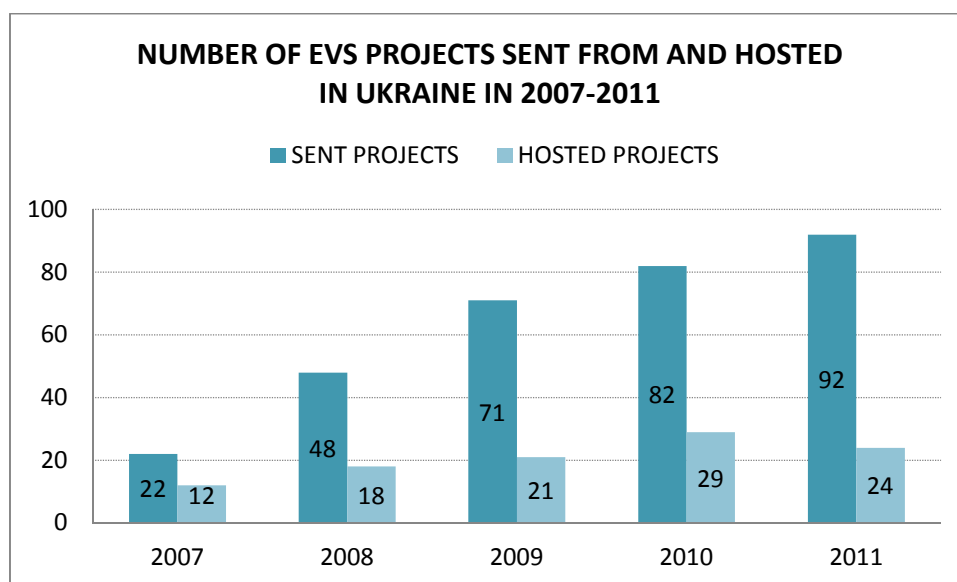
Russian cooperation with Programme Countries within EVS is strongly decentralised. The most active city within Action 2 was Nizhniy Novgorod. However, a lot of projects were conducted also in Kaliningrad, Novosibirsk, Moscow, Samara, St. Petersburg, Ufa, Voronezh, Esso (in Kamchatka) and others.

Germany and Poland are the undisputed leaders of cooperation with Russia within EVS. The first country sent to Russia over 122 (more than 50 only in 2010) and hosted over 110 its volunteers. Poland sent there 63 volunteers and hosted around 43.

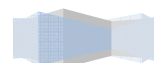
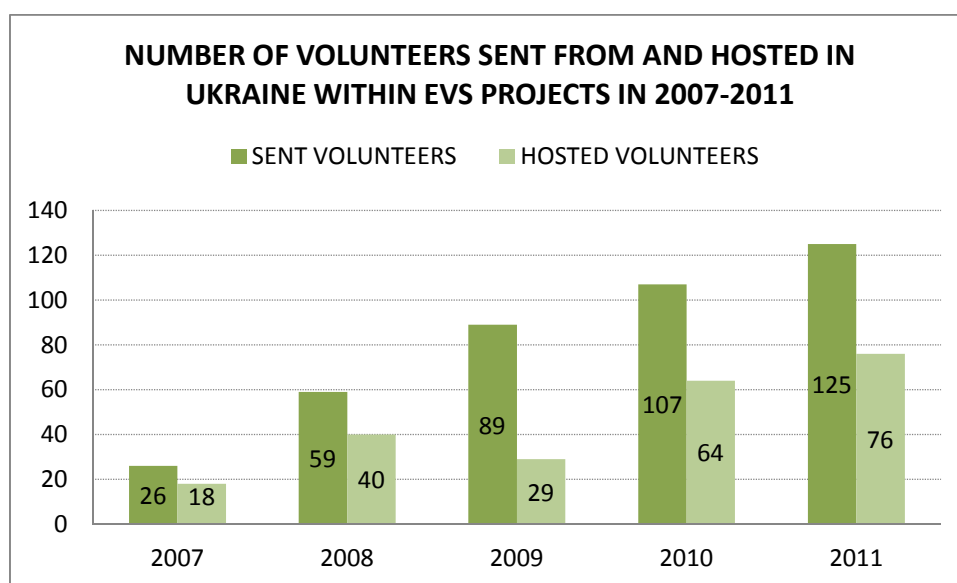


## 2.7 UKRAINE

Ukraine is, after Russia, the second country in EECA region accordingly the number of EVS projects and volunteers. Between 2007 – 2011 it hosted 104 projects with 227 volunteers and sent 315 projects with 406 volunteers. In general Ukrainian organisations took part in over 400 projects and exchanged over 600 volunteers with Programme Countries.



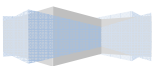
Between 2007 – 2010 the number of projects both hosted in and sent from Ukraine was gradually increasing. What is more, since 2007 this country consequently has been sending abroad much more projects than hosting. Also the number of sent projects increases much faster than number of projects hosted in Ukraine.



Similarly to number of projects sent from Ukraine, the number of sent volunteers is constantly growing. In 2011 Ukraine sent almost five times more volunteers than in 2007, when the YiA programme was launched. The number of volunteers sent to this EECA country is growing as well.

Ukrainian organisations that participated in Action 2 came from various regions of the country and it is hard to point the leader. Among them one can find Lviv, Donetsk, Simferopol, Odessa, Kyiv, Drohobych and many others.

From among Programme Countries who co-participate with Ukraine within Action 2, it is Poland that took part in the biggest number of projects. Between 2007 – 2011 it sent 145 volunteers to Ukraine (50 only in 2011) and hosted over 70. Another country that also very actively cooperate with Ukraine is Germany, that over four years send there 28 volunteers and hosted almost 70.

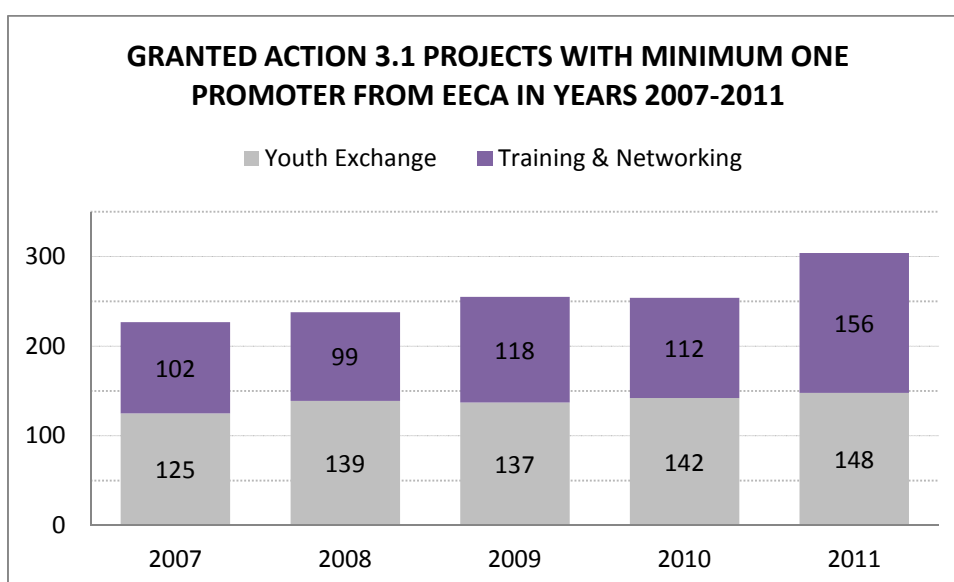


## **ACTION 3.1: COOPERATION WITH THE NEIGHBOURING PARTNER COUNTRIES OF THE EUROPEAN UNION**

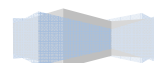
### **3. GENERAL DATA**

In 2007-2011 National Agencies received around 1,600 grant applications for Training & Networking (T&N) projects and 2,350 applications for Youth Exchange (YE) projects with participation of EECA countries. From among of them 68 % (over 2,750) were rejected (almost 900 T&N and 1600 YE projects).

Finally around 590 T&N projects and 690 YE projects obtained grants with total sum of, in accordance, 23,4 millions EURO and 13,6 millions EURO. Although, it should be also mentioned, that 19 projects were cancelled after receiving grant.

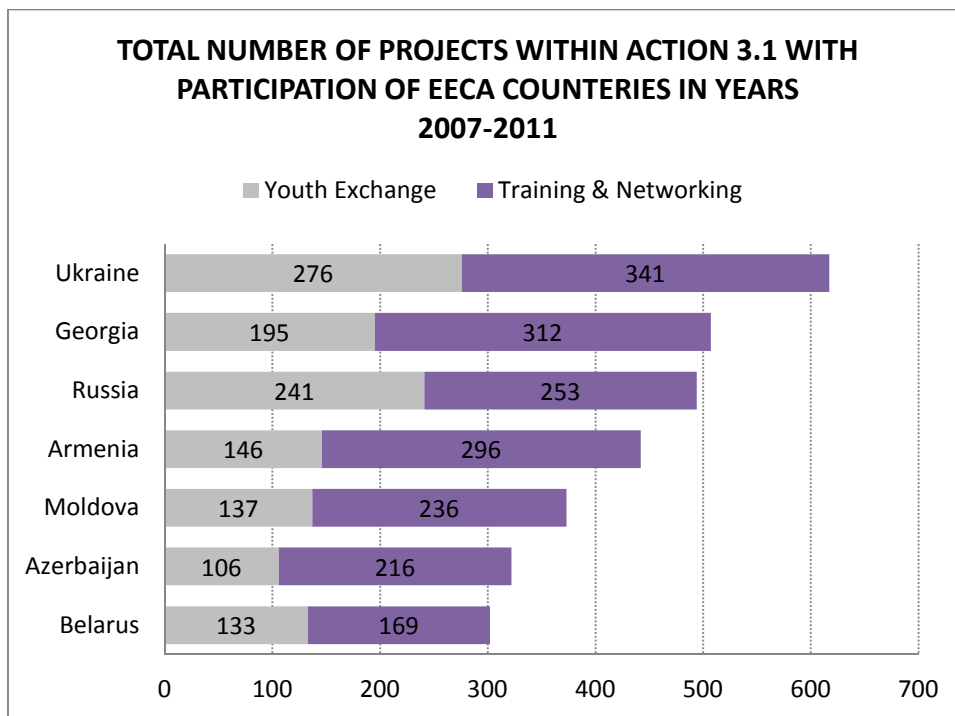


As one can see, over five years of functioning of the YiA Programme in EECA region the number of Action 3.1 projects was gradually growing. In 2009 and 2010 these figures were almost equal (252 projects in 2009 and 254 in 2010), while in 2011 we can observe a significant increase. Also in 2011 for the first time since 2007 the number of T&N projects was higher than number of Youth Exchanges.



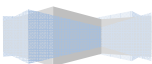
### 3.1 Countries participating in Action 3.1 projects.

The next chart presents the number of all Action 3.1 projects in which participated particular EECA countries (NOTE! Action 3.1. projects usually involve more than one partner from EECA region) .

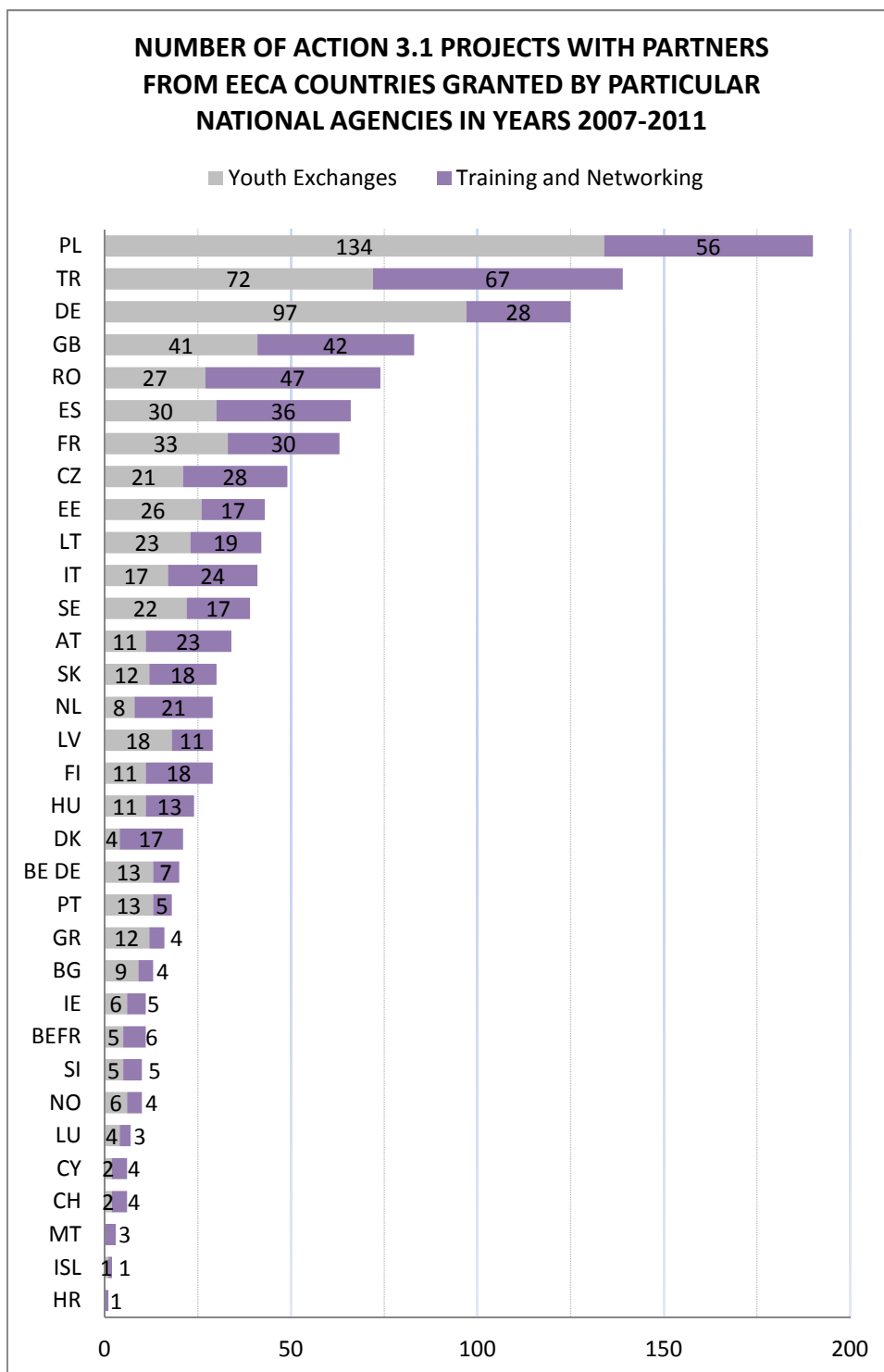


The leader of this collation is Ukraine, that took part in over 600 projects. Georgia, the second country, participated in 500 projects. The third position belongs to Russia with almost 500 projects.


In contrary, the least active countries within Action 3.1 were Azerbaijan and Belarus. The fewest number of projects was granted by National Agencies of Cyprus, Iceland and Luxembourg.



The next chart depicts the number of projects granted by particular NAs of Youth in Action programme with EECA participation.



Since 2007 the Polish National Agency has granted the biggest number of Action 3.1 projects (190) with participation of EECA partners. The second position belongs to Turkey, that was almost invisible in case of Action 2. This NA since 2007 granted roughly 140 projects. Further positions are

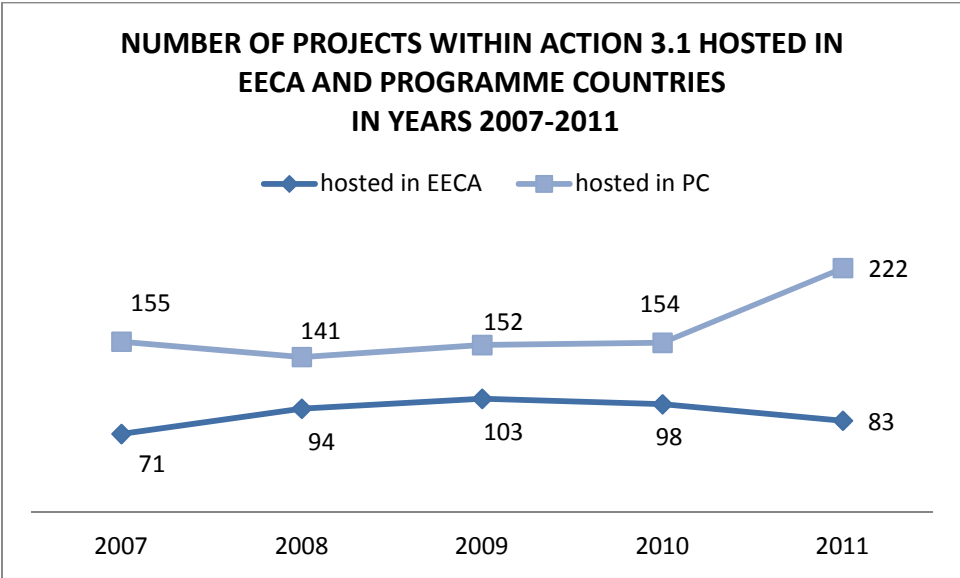


taken by various UE countries, although, a considerable presence of the “new” EU countries, like Poland, Romania, Czech Republic in this collation is worth underlying. A meaningful number of projects with EECA were granted also by Lithuania, Estonia and Latvia. Top ten countries granted in total almost 880 projects, what makes for 68% of all granted Action 3.1 projects with EECA participation.

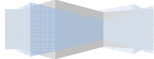
In general , in years 2007-2011 only two National Agencies did not grant any Action 3.1 project with the EECA region: Liechtensteinian NA and Belgian NA of German-speaking community.

**3.2 Projects by hosting countries.**

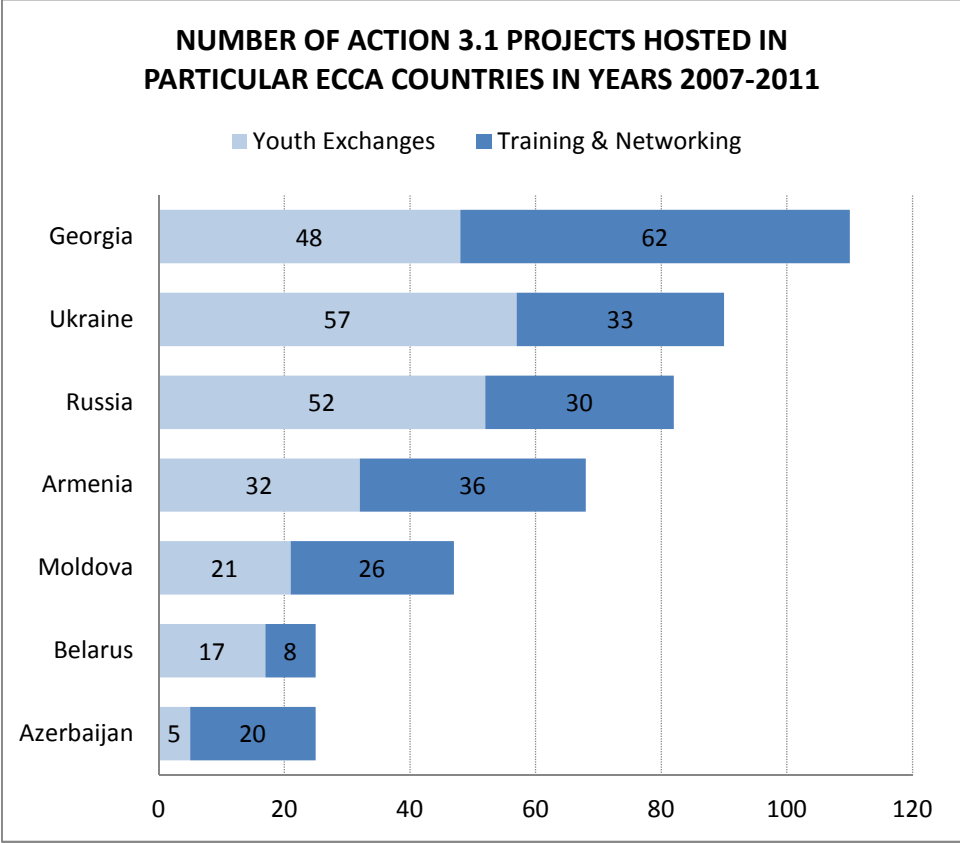
The majority of Action 3.1 projects with partners from EECA were hosted in Programme Countries, what the next chart depicts.



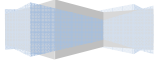
As one can see, until 2009 figure of projects hosted in EECA was gradually increasing. Although, since then it started slowly decrease. At the same time number of projects hosted in PCs were fluctuating around 150, to jump to 222 in 2011. Majority of the projects hosted in EECA - except the year 2007 - are Youth Exchanges.



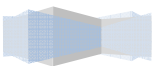
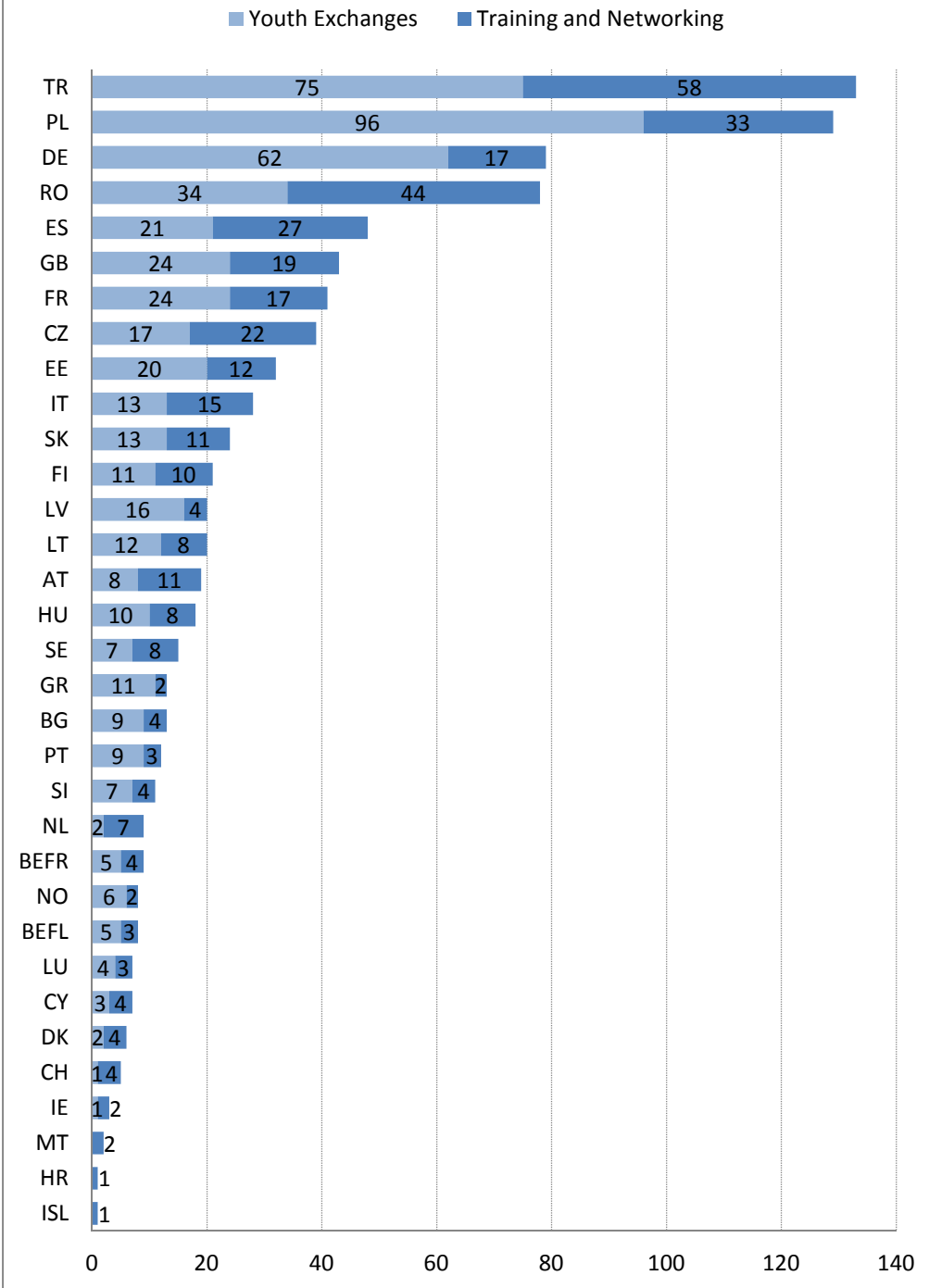
Small Georgia from among the EECA countries hosted the biggest number of Action 3.1 projects (110), majority of which were T&N activities. Right behind Georgia there is Ukraine with 90 projects and Russia with slightly more than 80 projects. Both countries more often hosted Youth Exchanges. The fewest number of projects – only 25 – hosted both Azerbaijan and Belarus.



Programme Countries in years 2007-2011 hosted over 900 Action 3.1 projects with partners from the EECA: 528 of them (58%) were Youth Exchanges and 374 were Training & Networking projects. The leader of this collation is Turkey that hosted the biggest number of Action 3.1 projects with at least one partner from EECA (133 projects), which is followed by Poland (129 projects), Germany and Romania (both almost 80). Detailed data by Programme Countries illustrates the chart below.

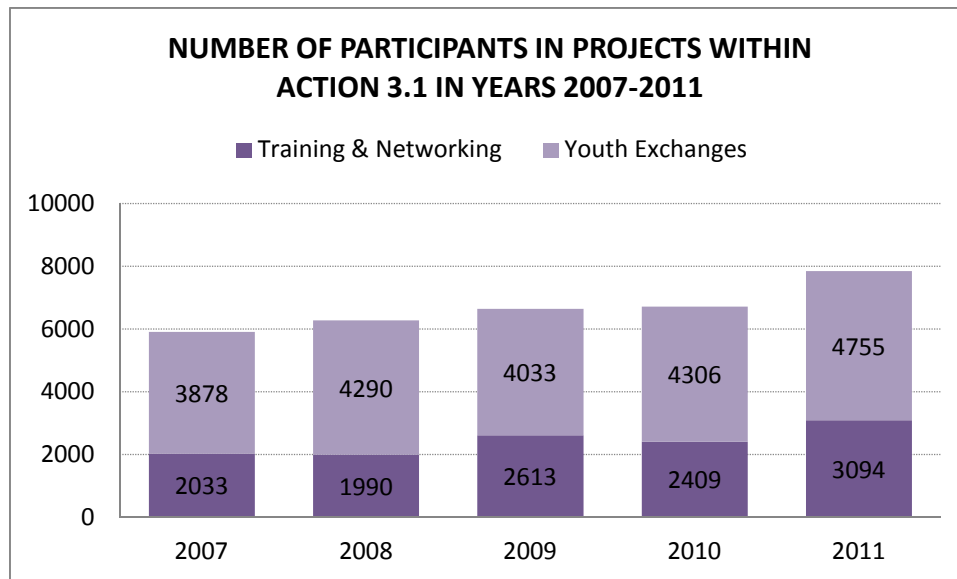


### NUMBER OF ACTION 3.1 PROJECTS HOSTED IN PARTICULAR PROGRAMME COUNTRIES IN YEARS 2007-2011

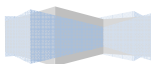


### 3.3 Participants of Action 3.1 projects.

Since 2007 in both Training & Networking as well as Youth Exchange projects with EECA countries participated 33,400 of people. The chart below depicts numbers of participants in particular type of projects in years 2007-2011.

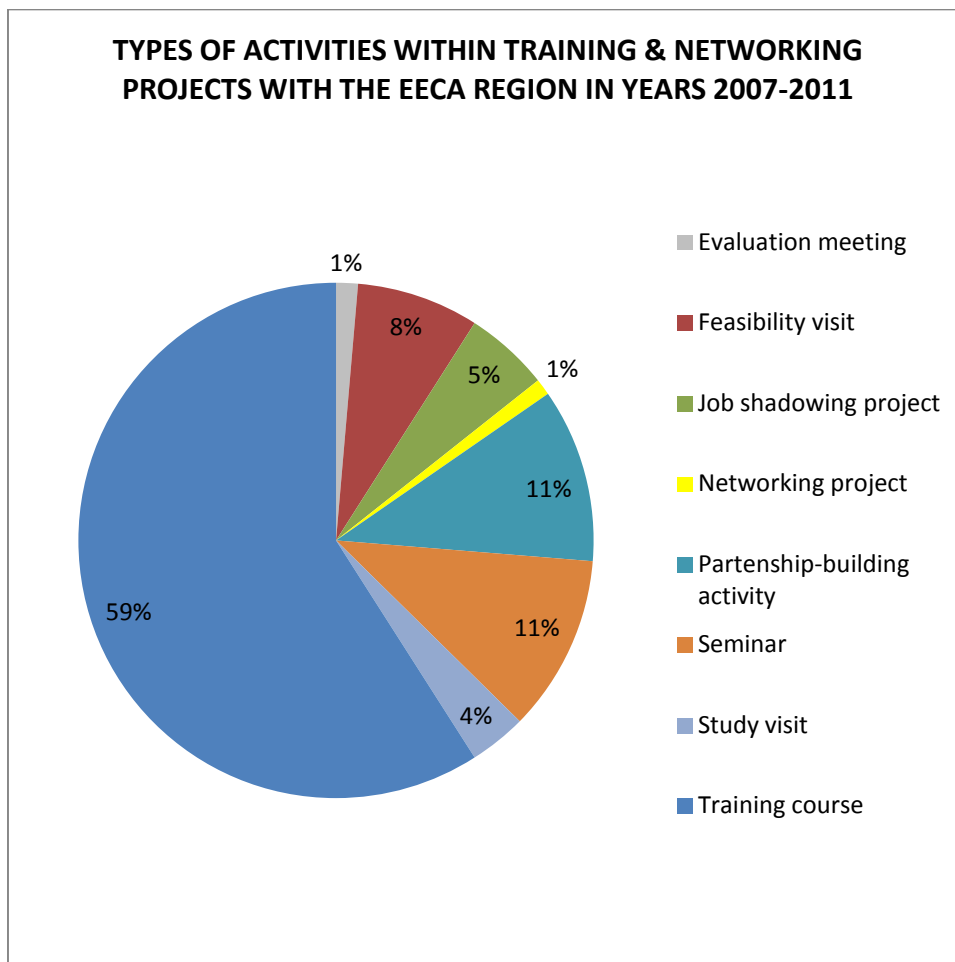


As one can see the majority of participants of Action 3.1 projects were participants of Youth Exchanges. Of course this situation results from the fact, that in general there is less of granted T&N than YE projects. But the other reason of such situation is that Youth Exchanges number on average more participants – 37, than Training & Networking activities – 23.

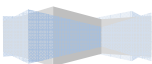


### 3.4 Types and themes of Action 3.1 projects.

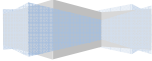
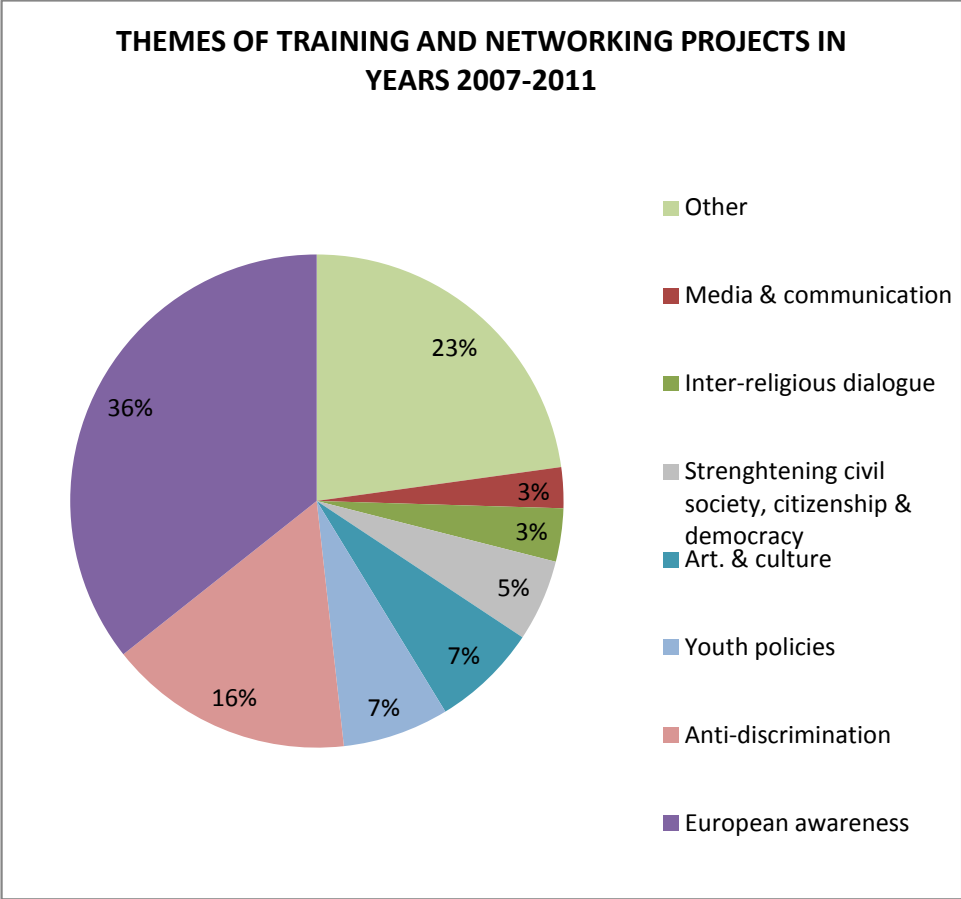
Within **Training & Networking** projects of Action 3.1 there are eight types of activities, all presented in the chart below.



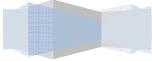
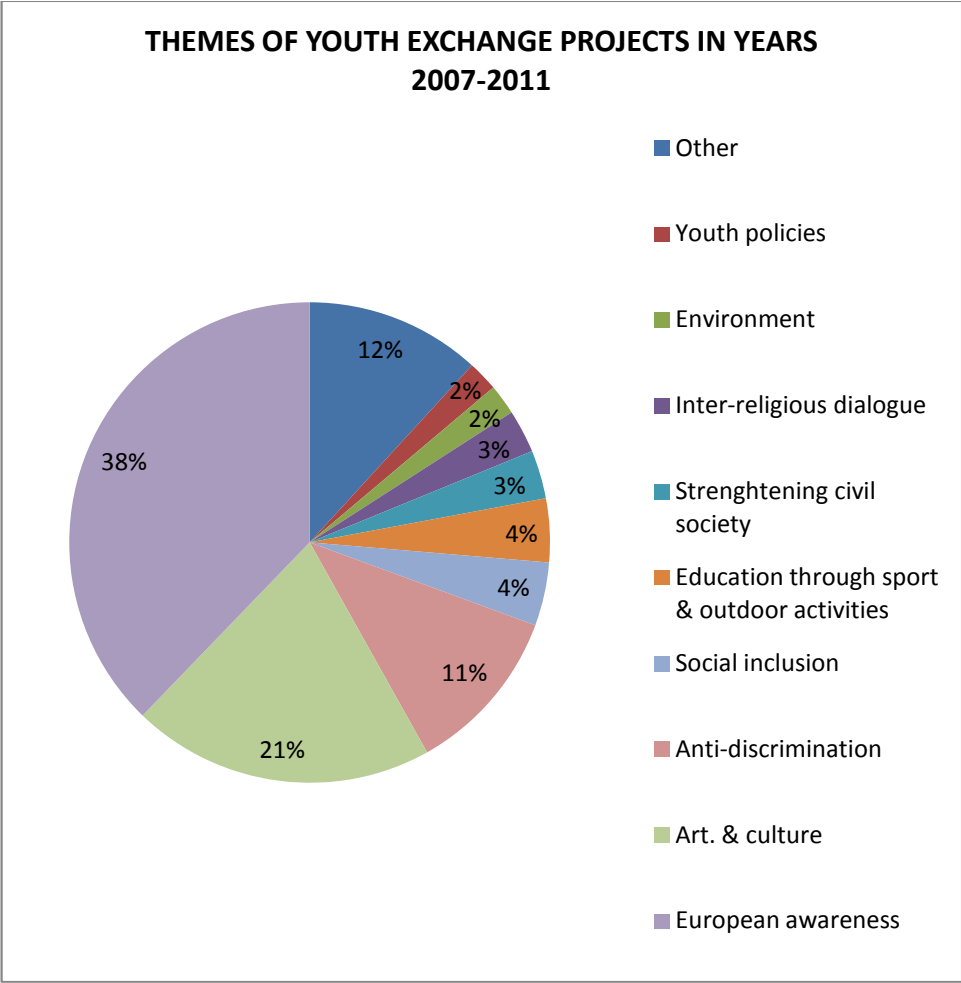
The most popular among Training & Networking projects are Training courses, that make for almost 60% of all T&N Actions (345 granted projects). In contrary, Evaluation meeting as well as Networking projects were the least often organised and together make for 2% of all T&N projects.



In analyzed years there were organised T&N projects within over 20 thematic fields. In years 2007 and 2008 one of the most popular were “Strengthening the civil society, citizenship & democracy” and “Social inclusion”, however, these themes were absent in next years. Similarly to “Fight against racism”. During the last two analyzing years most often choosing themes of T&N projects, similarly to EVS projects, were “European awareness” and “Anti-discrimination”. Proportions among T&N themes in years 2007-2011 illustrates the chart below.



Similarly to Training & Networking, there were 20 thematic fields of **Youth Exchange** projects. And also in this case the most popular among them were “European awareness”, “Art & culture” and “Anti-discrimination”. In contrary to T&N projects, there was also a significant number of “Social inclusion” and “Strengthening of civil society” YE projects – however all of them were conducted in 2007 and 2008. All of the YE projects’ themes are presented in the next chart.



## 4. ACTION 3.1 BY PARTICULAR EECA COUNTRIES


### 4.1 ARMENIA

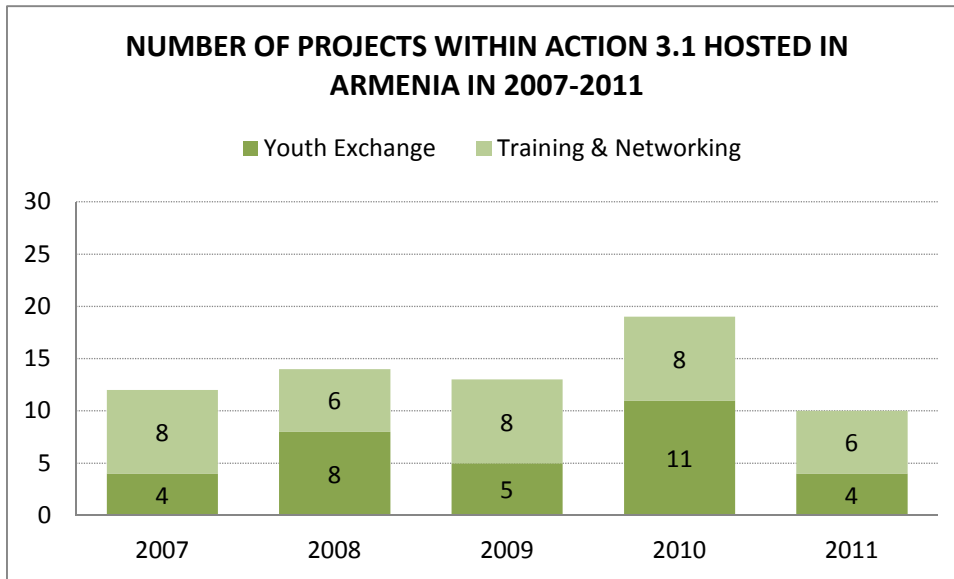
Armenian organisations since 2007 have been partners in over 440 projects within Action 3.1, what places the country in the middle of the collation of EECA countries.



The number of projects with participation of Armenia was growing until 2009, however, in 2010 it slightly dropped, to increase once again in 2011. The majority of them are Training & Networking projects.

Armenia hosted 76 Action 3.1 projects; 41 of them were T&N projects, 35 – Youth Exchanges. Also this number has been increasing until 2010, when suddenly dropped to the lowest level in 2011, what is illustrated by the next chart.

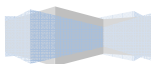
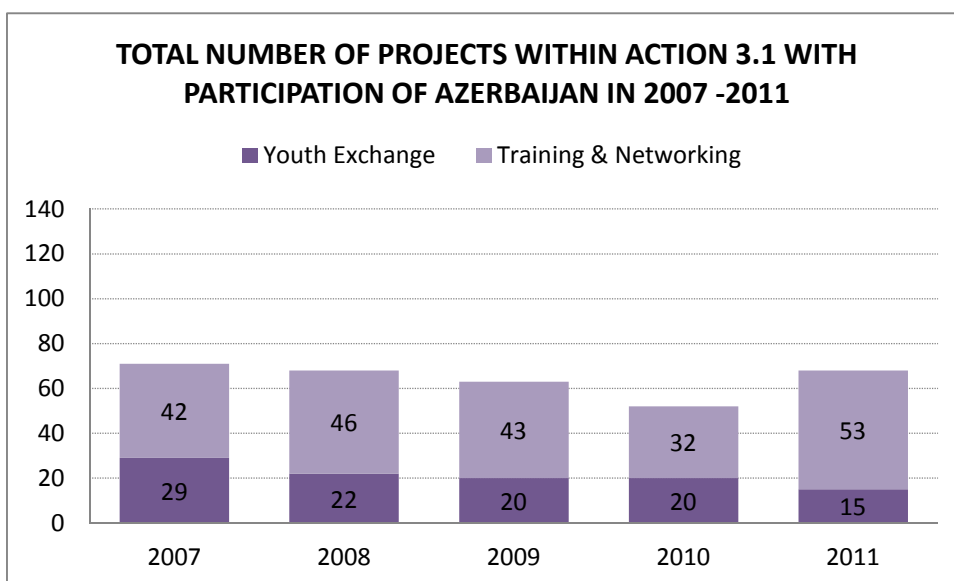




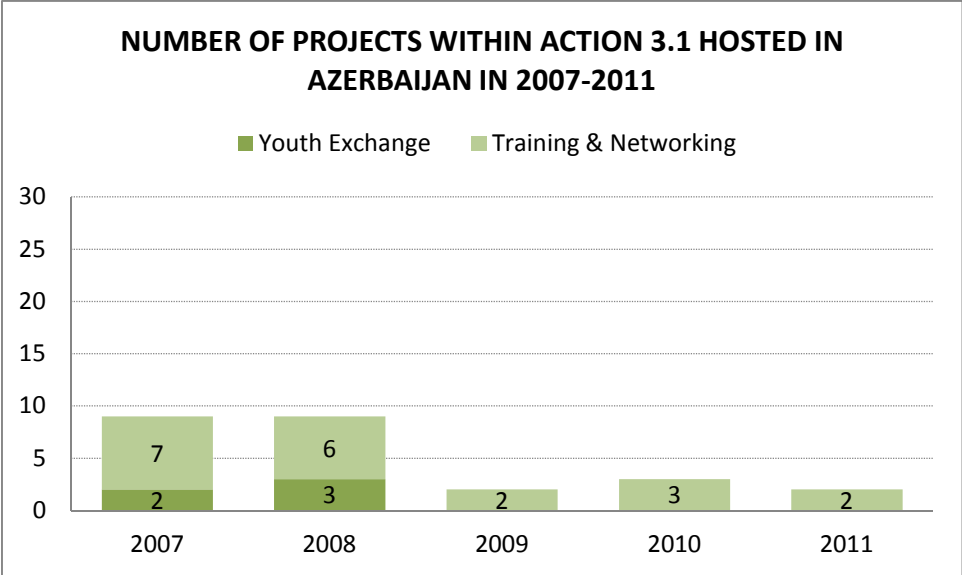
Concerning origin of Armenian organisations participating in Action 3.1, again – similarly to EVS projects – majority of them was from Yerevan. However, also organisations from Stepanavan and Dilijan constituted a significant part.

#### 4.2 AZERBAIJAN

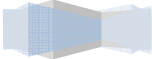
Azerbaijan is the least active EECA country concerning participation in Action 3.1 projects. Since 2007 it took part in around 320 projects – almost 70% of them are Training & Networking projects. Their number since 2007, when it was highest, has been gradually decreasing, until 2011, when started growing up again.



Although Azerbaijan willingly participated in various Action 3.1 projects, since 2007 it hosted only 25 of them. What is more 18 out of them were hosted only in years 2007 and 2008. Later the country hosted projects sporadically, and they were only Training & Networking.

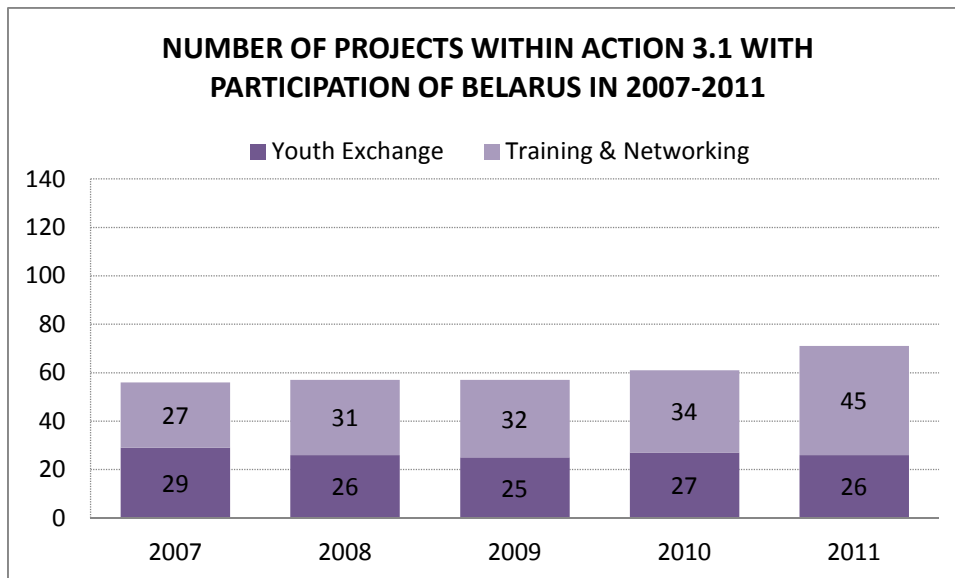


Azerbaijani participation in Action 3.1 projects was limited almost only to Baku. Although, also organisations from Ganja and Lankaran took part in a few projects.

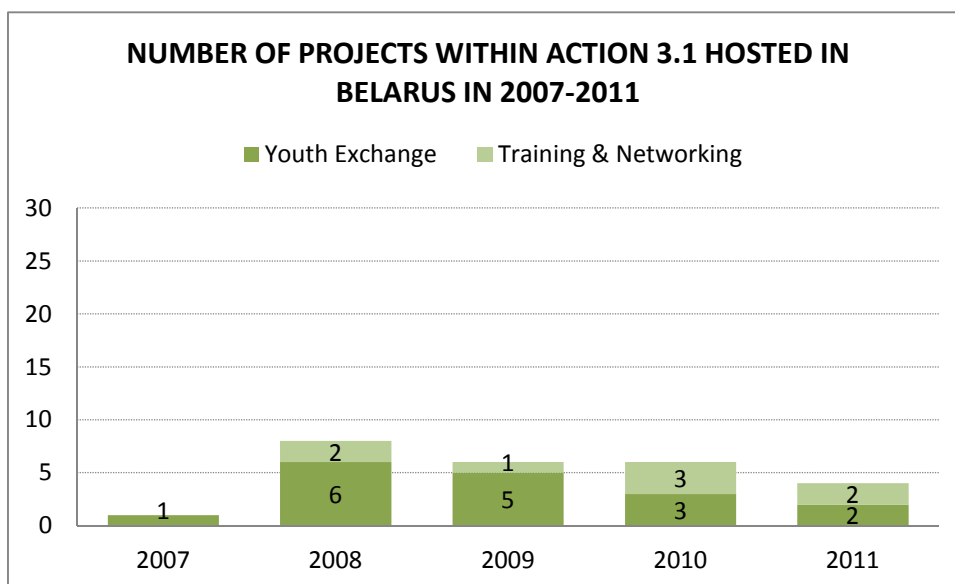


### 4.3 BELARUS

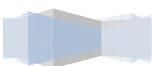
In years 2007-2010 Belarus participated in 300 projects within Action 3.1: 133 Youth Exchanges and 167 T&N projects. Over these years the number of projects was slowly but consequently increasing, to reach the level of 71 in 2011.



Since 2008, when the number of projects hosted in Belarus was the highest, it started gradually decreasing. Youth Exchange projects make for majority of projects hosted in Belarus.

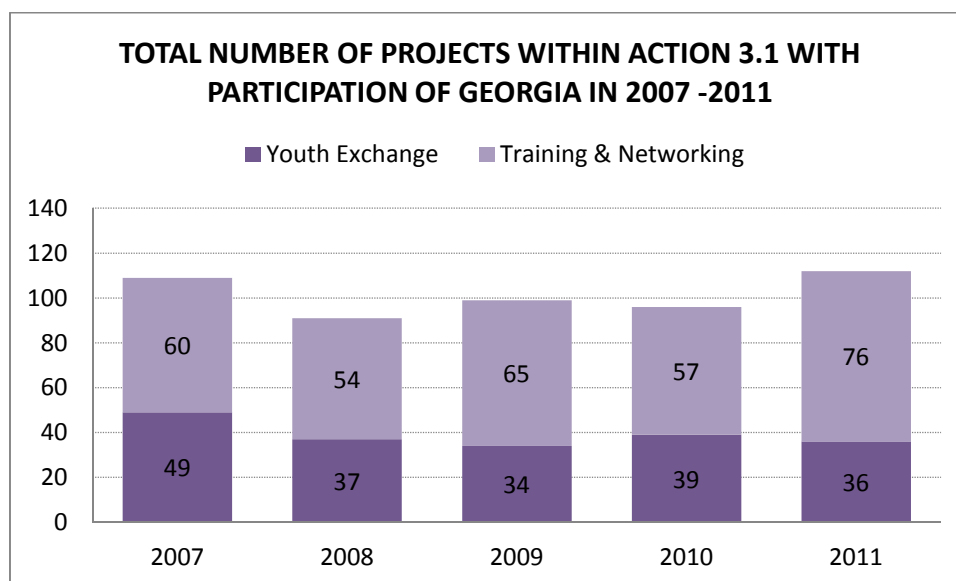


Belarusian organisation participating in Action 3.1 are in majority from Minsk. Although, a few projects were conducted also by organisation from Brest and Gomel.




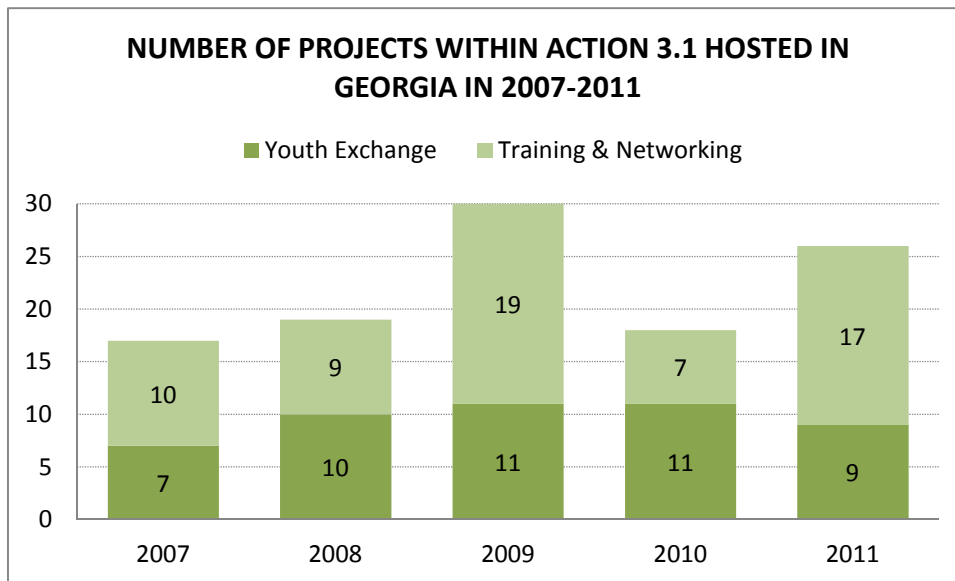
## 4.4 GEORGIA

Georgia, the third most active EECA participant of Action 3.1, took part in over 500 projects over five years. Their number was the highest in 2007 and again in 2011, when it crossed the level of 100 projects.

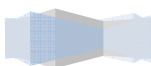


In contrary with other countries, the biggest number of projects hosted in Georgia was in 2009 (30 projects). However, one should remember that in case of such small figures, it is hard to speak about any trend whatsoever. Training & Networking make for the majority of all projects in which Georgia took part.



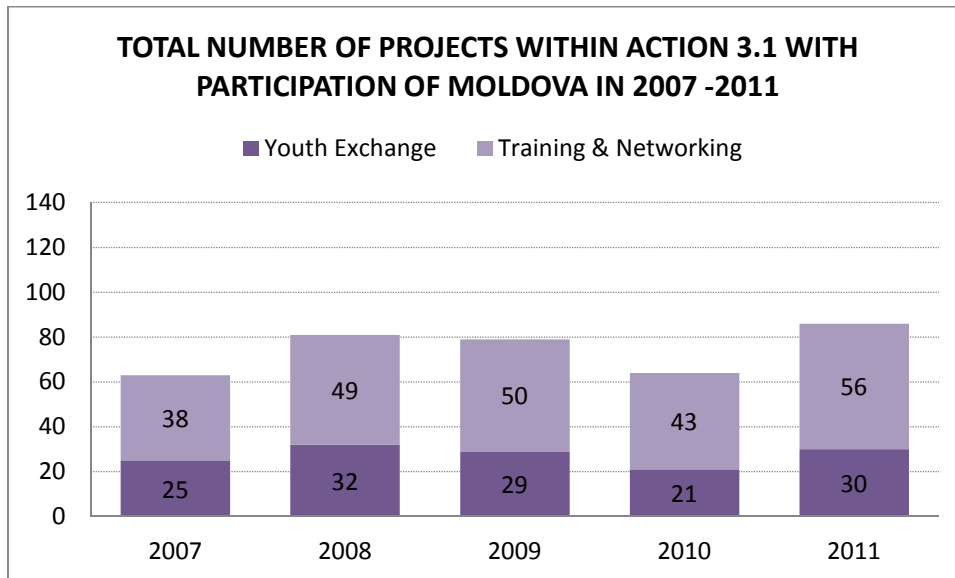


Organisations from Georgia that participate in Action 3.1 projects are from different regions of the country. The most active ones come from Tbilisi, Rustavi, Kutaisi, Ozurgeti and Zugdidi. However, their number is lower than the number of regions taking part in EVS Actions.

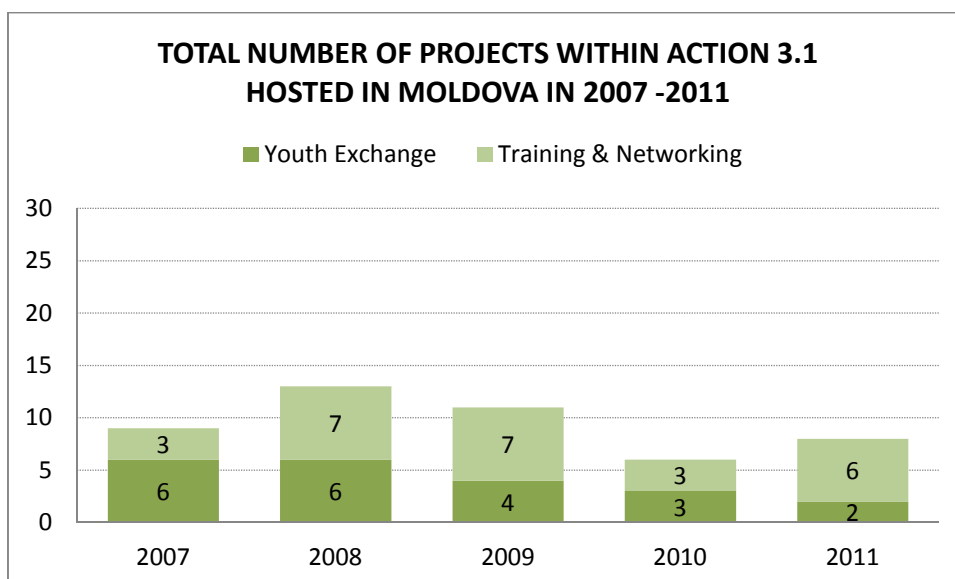


## 4.5 MOLDOVA

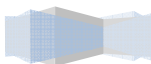
Between 2007-2011 Moldova participated in over 370 projects, what places it at the second lowest position among EECA countries, what one can see in the chart below. Concerning type of projects, Training & Networking makes for the majority of all Action 3.1 projects with Moldavian participation.



Similarly, the number of projects hosted in Moldova was increasing till 2009. Then in the next year it dropped to the lowest level since 2007. In general Moldova hosted 47 Action 3.1 projects: 21 YE and 31 TN.



The majority of organisations partaking in Action 3.1 came from Chisinau.

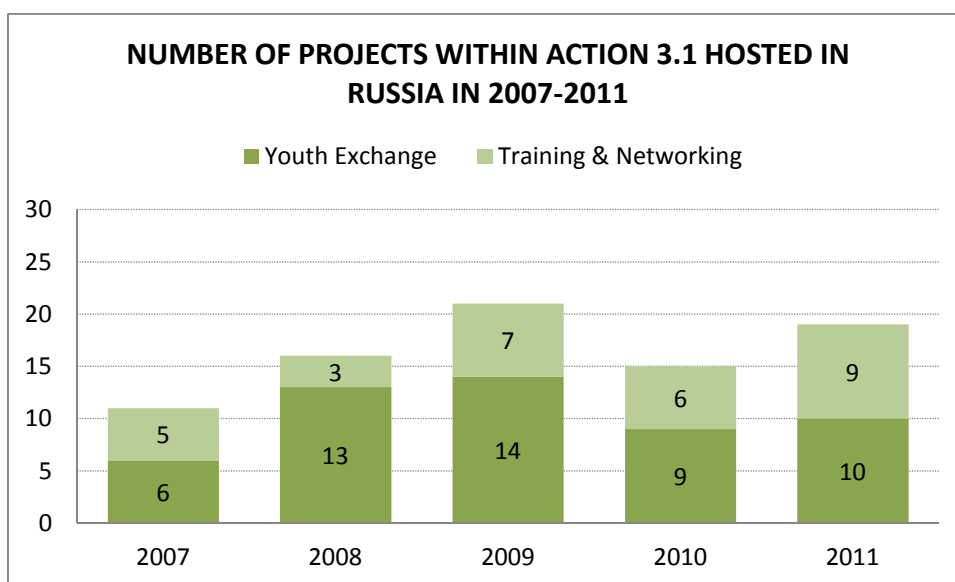


## 4.6 RUSSIAN FEDERATION

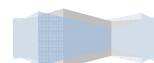
Russian Federation is second the most active EECA country. It participated in almost 500 projects within Action 3.1. Between 2007-2011 in general their number was growing, except the year 2010 when – like in case of all EECA countries – it dropped a bit. Concerning project type, Youth Exchange make majority of projects in which Russia took part.



Trend in number of projects hosted in Russia is analogical to the trend of all projects with Russian participation. The country hosted 82 Action 3.1 projects, 52 out of which were Youth Exchanges.

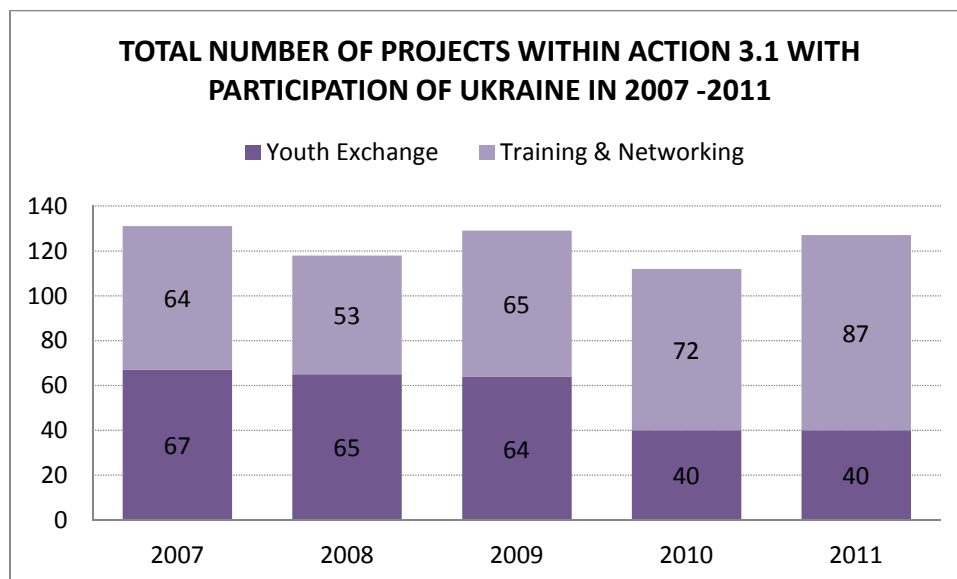


Similarly to Action 2, organisations that for over four years participated in Action 3.1 came from various regions of Russian Federation: Nizhniy Novgorod, Samara, Novosibirsk, Petrozavodsk, Saratov, Omsk, Moscow, Kaliningrad and many others.



## 4.7 UKRAINE


Ukraine is an undisputed leader among EECA countries concerning the number of Action 3.1 projects it took part in. It participated in almost 650 projects, and the average 130 projects per year.



On the other hand, one can observe the increase in number of projects hosted in Ukraine (which, summing up, hosted 90 Action 3.1 projects). Since 2007, figures both of Youth Exchange (what makes majority of projects) as well as Training & Networking projects have been growing, to drop again to the level of the years 2007 in 2011.



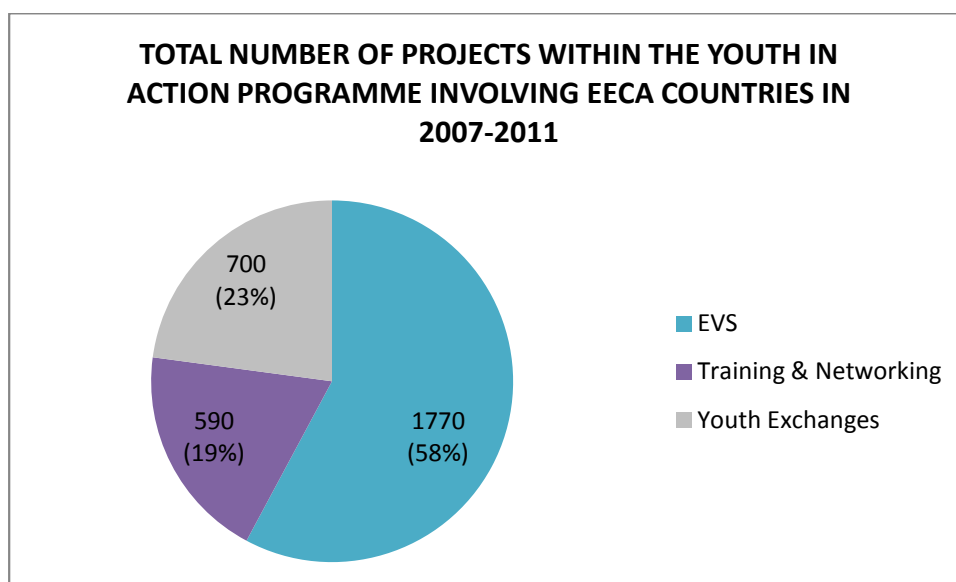
Participation of Ukraine in Action 3.1 is strongly decentralised. Organisations that took part in TN and YE projects in 2007-2011 were from Lviv, Kyiv, Uzhgorod, Donetsk, Ternopol, Chernihiv and many others.



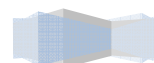
## CONCLUSION

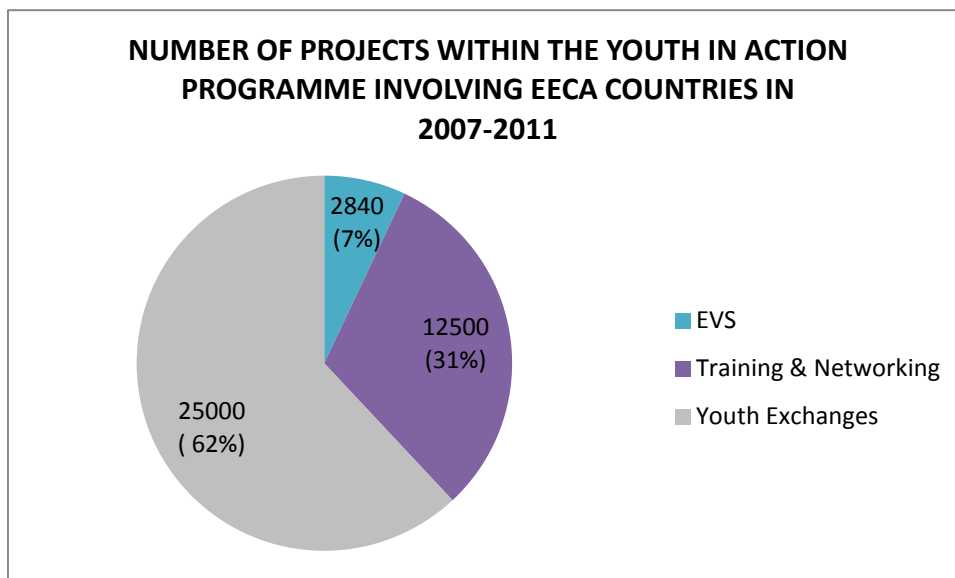
In years 2007-2011 there were over 2,250 of projects conducted within the Youth in Action Programme involving participation of EECA countries. The majority of these projects – almost 60 % – were conducted within the European Voluntary Service. What is more, the number of conducted EVS projects has been constantly increasing since 2007.

Youth Exchange within Action 3.1 made for 23% and Training & Networking 19% of total number of projects. In the mentioned period their number has also been growing, however not as dynamically as in the case of EVS. The main reason for this is fact that almost 70% of applications within Action 3.1 had to be rejected. We have to mention that the budget of Acton 3.1 is much more limited than budget of Action 2.



In comparison, concerning the number of participants in all YiA projects open for EECA region, 63% of them took part in Youth Exchange projects, 31% participated in Training & Networking actions and only 7% of them were EVS volunteers, what illustrates the chart below.





From among EECA countries Russia and Ukraine are the undisputed leaders in cooperation with Programme Countries in Action 2 and Action 3. 1. Among the most active participants in Youth in Action Programme there are also two Caucasian countries: Armenia and Georgia - despite of their smaller demographic and financial potentials. In fact, if we compare the human capacity (i.e., number of population) and the number of projects we have to admit that Georgia and Armenia are the most active countries in the region. The EECA countries that participate in the fewest number of YiA projects are Azerbaijan and Belarus.

As far as EVS is concerned, 26 out of 33 Programme Countries sent at least one volunteer to EECA countries, while volunteers from the region were hosted in 31 Programme Countries. Poland and Germany are the most engaged in cooperation with EECA countries within the EVS. Both countries have strong political and historical ties in the region. Poland is one of the architects of Eastern Partnership, while the second country has traditionally close relations with Russia - the main host of German projects.

Concerning Action 3.1 it is Turkey that, next to Poland, most actively participates in projects with Eastern Partners. The third position belongs to Germany. In general 32 out of 33 Programme Countries took part in Action 3.1 projects with at least one of EECA countries.

This report shows that international youth cooperation within the Youth in Action Programme between Programme and EECA Countries had developed significantly since 2007. It already represents an important social capital, that could be multiplied in the future.

