

"GET INVOLVED"

International training course for the support of youth democracy projects' development

*Organised by **SALTO YOUTH Participation**
and
the **Portuguese NA** of the "Youth in Action" programme
in
Castelo Branco, **Portugal**
on
the 21st to the 26th of April 2009*

Final report

Made in Czech Republic & Greece
June 2009

be a part of it...

Report* made by:

Iva Havlickova

<http://www.salto-youth.net/find-a-trainer/1029>

Iva.Havlickova@seznam.cz

Main text, narration and notes-taking

Athanasios (Sakis) Krezios

<http://www.salto-youth.net/find-a-trainer/681>

sakis@entertrain.gr

Editing, appendices and lay out

Invaluable support by:

Fatima Laanan, **SALTO YOUTH Participation**

Jorge Cristino, **Agencia Nacional para a Gestao,**

Juventude em Accao

Report edited and published by:

SALTO-YOUTH Participation Resource Centre

c/o Bureau International Jeunesse

20/22, rue du Commerce – 1000 Brussels

Telephone: +32 (0)2-227.52.75

Fax: +32 (0)2-548

E-mail: participation@salto-youth.net

Website: www.salto-youth.net

*Should you have any comments, please feel free to use
the above email addresses*



**SALTO-YOUTH
PARTICIPATION
RESOURCE CENTRE**



Education and Culture



* Reproduction of material (visual or written) included in this publication is authorized for non-commercial, non – profit, educational purposes only, provided the source (title, authors, year) is mentioned.

Table of contents

Table of contents	3
Preface	4
1. Background information about the training course.....	5
1.1 Summary	5
1.2 Aim & Objectives.....	7
1.3 Target group.....	7
1.4 Methodology and programme flow	7
2. Day to day action.....	9
2.1 Day 0 – Arrival day.....	9
2.2 Day 1 - Introductions.....	9
2.3 Day 2 – Youth participation.....	10
2.4 Day 3 – Project management.....	12
2.5 Day 4 – Seeds for the future.....	13
3. Suggestions	15
4. Future challenges.....	15
Chapter 5 - Annexes	16
5.1 Annex 1 - Daily programme of activities.....	17
5.2 Annex 2 - Exploring the local reality plan	18
5.3 Annex 3 – Final evaluation presentation and synthesis.....	19
5.3.1 – Graphical representations	19
5.3.2 Synthesis.....	26
5.4 Annex 4 – Project ideas developed	27
5.5 Annex 5 – Participants' list	38

Preface

This final report constitutes an overview and partly, a detailed analysis, of the third edition of the training course "**Get involved – International training course on Youth Democracy projects' development**" which was organised by **SALTO Youth Participation Resource Centre** and the **Portuguese National Agency** of the "Youth in Action" programme ("Agencia Nacional para a Gestao Juventude em Accao"). It took place from the 21st to the 26th of April 2009 in *Castelo Branco, Portugal*.

It aims to look into the process, content, methodology and outcomes of this training course. It's important to mention that Youth Democracy Projects refer to a new sub-action of the "**Youth in Action**" programme, which has been running since January 1st 2007.

We can shortly identify possible readers of this report as:

a) The organizers of the past and those that will invest in organizing this course in the future (mainly National Agencies so this one goes in conjunction with d))

b) The team of trainers that run the current training course but also those who will possibly join in the future (once the "soil is fertile" for this training course to evolve, be developed and implemented further)

c) The participants; it can comprise a "learning assistant" and a "memory booster". It can also be useful to future participants in terms of acquiring an as clear as possible "image" of what it is going to happen.

d) National Agencies of the "**Youth in Action**" programme. Clearly, without their support Youth Democracy Projects can not and will not be realised. Once this course is rather outcome-focused (meaning, that it is expected that participants will start developing projects together during the course aiming at their application after), National Agencies being informed on time and essentially about the outcomes, can be the "key" element for the successful application and implementation of the projects developed.

e) Third parties who are somehow interested in or concerned about the outcomes.

Structurally speaking, it contains background information (rationale) in its 1st part, a day to day narration with outcomes and suggestions in its 2nd part and appendices in its 3rd part with useful supportive information (from statistics to the list of participants).

It's a resource-style report. Everything is here, but not everything is for everyone. It works also on a "pick and read" basis, meaning that you can find useful elements for your work even if you don't go through the whole of it.

This course and consequently this document, wouldn't be possible without the support, initiative, strength, courage, smile and willingness of: *Fatima Laanan, SALTO YOUTH Participation, Jorge Cristino, Branca Pimenta* and *Joana Lima, Portuguese NA, Iva Havlickova, trainer*, and *Athanasios (Sakis) Krezios, trainer*. But most of all, it wouldn't have come to life without the energy and committing attitude brought by its participants. Thanks a million to all directions.

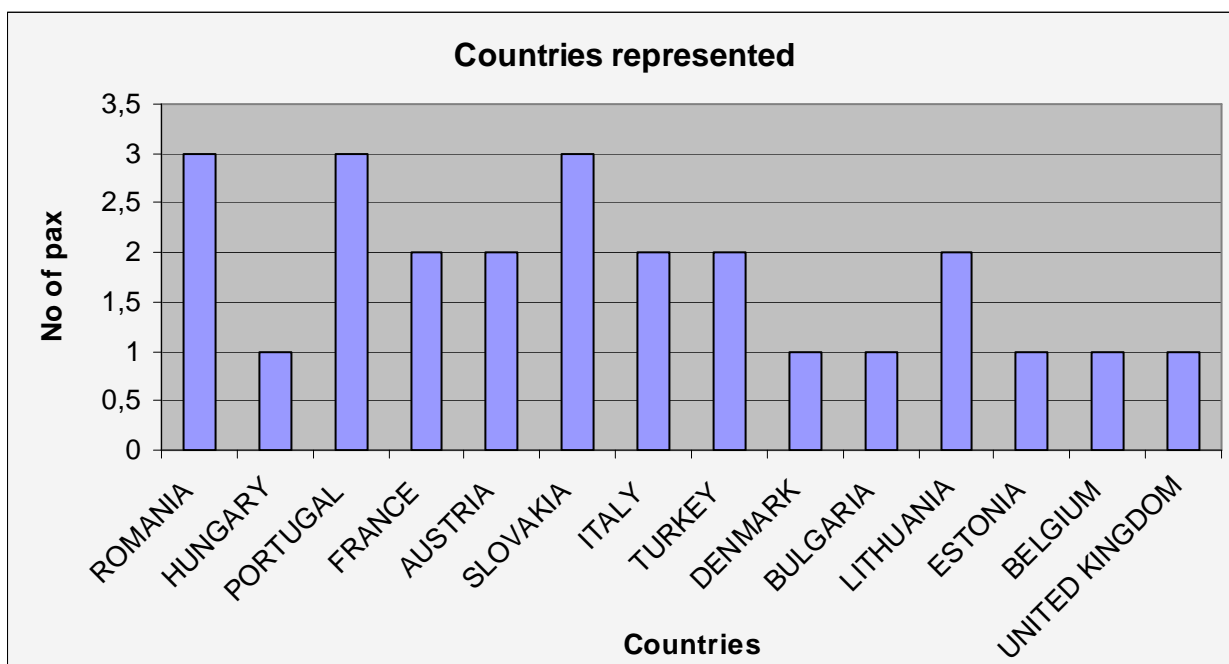
The team

1. Background information about the training course

1.1 Summary

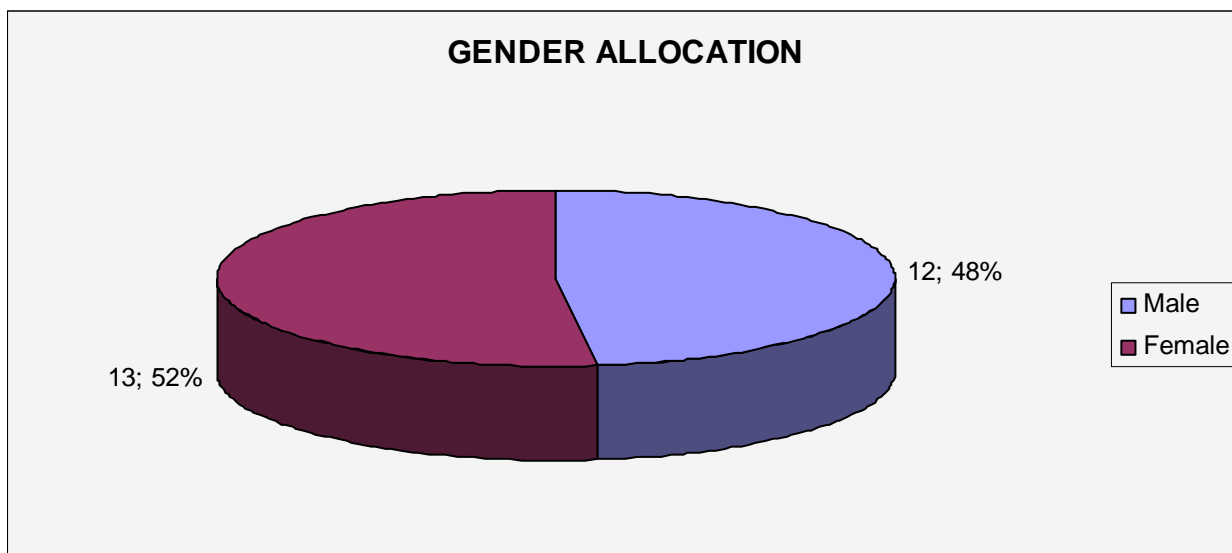
“**Get involved**” brought together **25** participants from **14** different programme countries (including one NA officer from Belgium - FR). It took place in *Castelo Branco, Portugal*, from the 21st to the 26th of April 2009. It is a training concept suggested by **SALTO YOUTH** Participation which, together with the Portuguese National Agency, is the organizer of the course that this report refers to. This concept was mainly developed during the preparatory meeting that took place in the same venue the dates from the 25th to the 28th of March 2009. The group of participants was consisted of youth workers/leaders, youth policy makers and youth service providers already involved in organisations which implement activities within the context of youth participation and were willing to develop projects under Action 1.3 of the “**Youth in Action**” programme. Each participant submitted a short description about their organization, their understanding of youth participation and their ideas about Youth Democracy projects, beforehand. As well, all of them were provided with *pre* and *post* questionnaires for the evaluation of the course, from which the below statistics have been drawn¹

Participants countries:

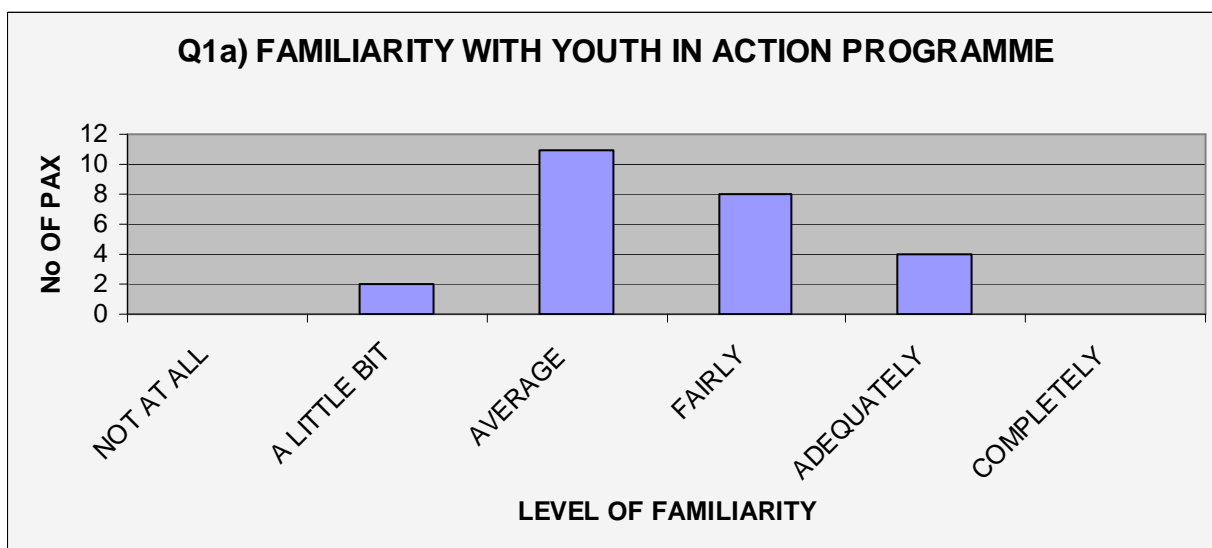


Gender: 13 (male), 12 (female)

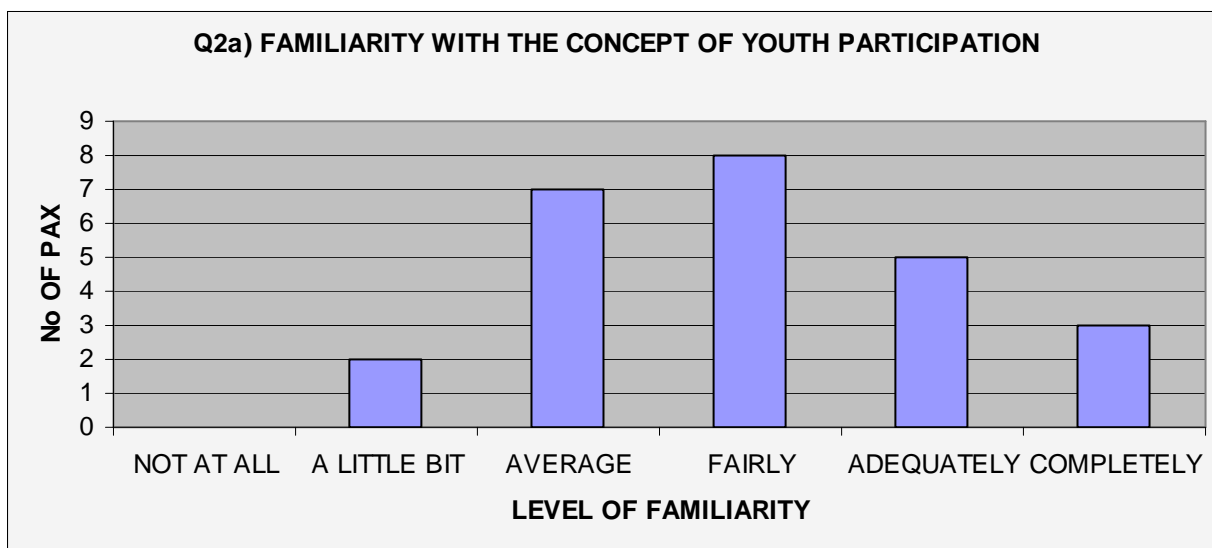
¹ More statistical representations of the evaluation’s outcomes can be seen in section 5.3



Familiarity with YiA Programme:



Familiarity with the concept of Youth Participation:



1.2 Aim & Objectives

Taken - and slightly modified - from the document "Call for participants" and the "TC introduction" presentation, this training course aimed at: *the exploration of the concept of youth participation, the provision of knowledge regarding the Youth in Action programme and more specifically Action 1.3 and the development of necessary competences for realizing a youth democracy project.*

A list of objectives was set up and comprised the "guide" based on which methods and activities were developed:

- 1) To explore the added value of Youth Democracy projects for the local community
- 2) To acquire project management and communication competencies
- 3) To develop understanding about the principles of youth participation
- 4) To learn about the "**Youth in Action**" Programme and especially about the quality criteria of Action 1.3 Youth Democracy project
- 5) To share and transfer experiences of activities undertaken in the local community
- 6) To create a space for contact making and finding potential partners for Youth Democracy projects
- 7) To develop an action plan to realise a Youth Democracy project

These objectives have proved to be sufficient for the needs of the course and those of the participants and should be maintained (maybe refined) and be agreed upon again between the future trainers and organisers.

1.3 Target group

The desired target group, as described in the "Call for participants" document, should have met the following criteria:

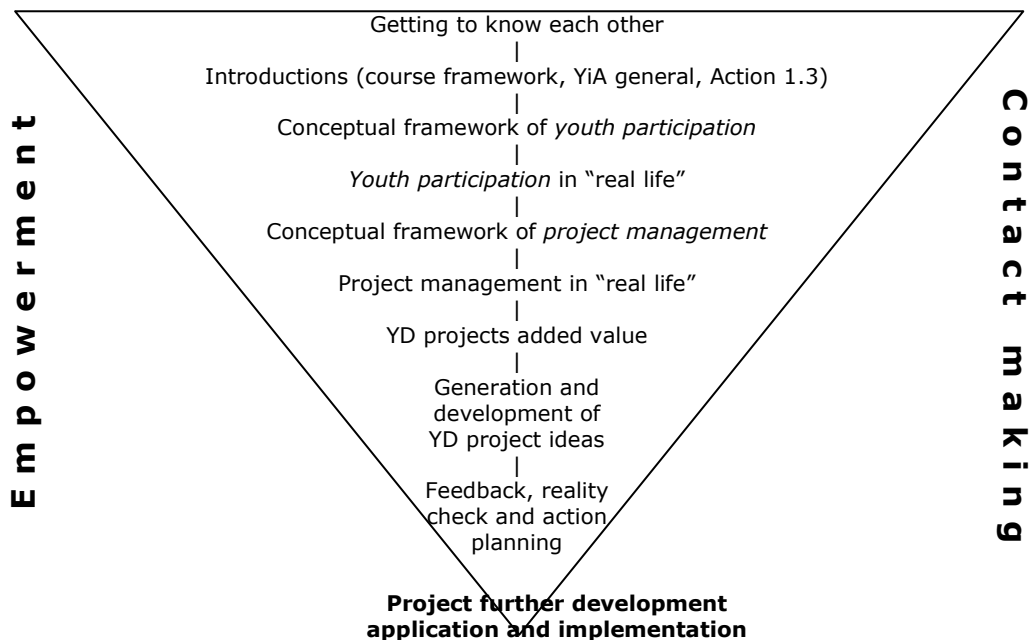
- ✚ Between 18 – 30 years old
- ✚ Willing to apply for an Action 1.3 Youth Democracy project after the course
- ✚ Representing an organisation or a local authority or a group of young people
- ✚ Able to talk and work in English
- ✚ Live in any of the "**Youth in Action**" programme countries: 27 EU countries + Iceland, Liechtenstein, Norway, Turkey.

1.4 Methodology and programme flow

In brief, the following *programme elements* have been agreed upon to be included in the daily programme of activities:

"Youth in Action" programme - Concept and practice of youth participation - Project management - Team work & partnership – Intercultural settings – Contact making & project development

The above elements were integrated into a logical *programme flow* that is depicted below:



The *methodological approach* that brought the programme elements together in a coherent manner ensuring continuity and achieving a realistic flow, are described in the following points (no particular order):

- ✚ *Principles and practice of non-formal learning* taking into account participants' needs, expectations, motivation and previous experience as a starting point for the planned activities.
- ✚ *Balance of information* brought by team (instruction, transmission) and participants (experience sharing, ideas, remarks).
- ✚ *Diversity of methods* in a way that it fits all *learning styles* and combines action and reflection, speculation and creativity.
- ✚ *Work on concrete projects* creating this way, the necessary basis for future development and application.
- ✚ *Integrated consultation and feedback on the project ideas* so that these are becoming more "realistic" and complied with the Action's specificities.
- ✚ *Resource table* with brochures, books and other materials useful for participants
- ✚ *Facilitated reflection* at the end of each programme day, so that *learning* is ensured and participants "have a say" in the way the activities are done and the content within them.
- ✚ *Energizers, ice-breakers, mood lifters* achieving this way closer bonds between participants, well being during the course and the necessary empowerment to go on afterwards.

2. Day to day action

2.1 Day 0 – Arrival day

Final *bits and pieces* were brought together in the morning of the arrival day.

The participants have been arriving the whole day. After dinner, the “welcome evening” started. With the aim to “unofficially open” the training course and to get the participants’ “closer”, a couple of getting to know each other activities was carried out.

It’s important to mention that during the day, the participants’, while arriving and registering, received a welcome letter along with the *pre questionnaire* used for the evaluation of the course.

↪ Activities in brief ↪

Welcome word - introduction of the team – circle of names and country with movement – “pass the ball” – stars - reminder of pre-questionnaires - practical information and announcements – free time

Outcomes

- 1) Better communication between the training team
- 2) Better understanding of the participants
- 3) Beginning of group dynamics’ development
- 4) Participants’ orientation in the training venue
- 5) Filled questionnaires/more clear image about needs, expectations and capacities.

2.2 Day 1 - Introductions

First programme day was divided into 3 parts:

✚ Introduction of the training course with focus on getting to know each other (*what is going to happen, who is here, who are the represented partners, where are they coming from, what are they doing professionally and also in their free time and what do they expect from this training course*) with interactive activities for participants to share and express themselves

✚ Introduction to **“Youth in Action”** so that the aim and objectives of the training course are put into the frame of the Programme as a tool to implement Youth Democracy projects

✚ Presentation of organisations (with a special focus to youth participation activities carried out)



The programme of the day started with getting to know who is in the group while checking what is "offered" for learning and development during the course (*among others, the possibility for acquisition of knowledge with regards to "Youth in Action" in general and Action 1.3 in particular*). The day was climaxed with individual creative performances about participants' organisations. This was channelled through a vernisage! For participants/exhibitors information, a "compendium" of organizations was created in advance through the provision of relevant details by the participants.

It was a first opportunity for participants to start cooperating, confronting and creating together. Besides that, reflection on their own work, sharing of experience and motivation, unfolding of expectations and questions, were on the "menu".

Not to neglect that the "official" programme day was closed with the reflection groups (*created with special attention to the language level, balance of countries, gender and also individual contribution in the plenary*). Reflection groups were focused on learning process and outcomes of the participants aiming step by step to a self-assessment. The same reflection groups were held in the following days as well.

↪ Activities in brief ↪

introduction of programme of the day and folders – official opening of the TC by representatives of SALTO YOUTH Participation and Portuguese NA - name tags – pass the ball/advanced level – Castelo Branco/Plastic cups castle teambuilding – blanket game - expectations, needs, contributions - TC intro (framework, programme, SALTO) – Learning culture setting up - Youthpass general information – YiA experience line with group discussion " what I gained or I would like to" thanks to YiA collage – YiA intro with YiA wall - presentation of the Action 1.3 with project examples – preparation of the exhibition - "Steams" reflection groups – opening of the exhibition vernisage

Outcomes

- 1) Continuation of development of group dynamic process
- 2) Basic common background of the YiA programme as a tool for implementation of Youth Democracy projects with the main philosophy and criteria
- 3) A dialogue among all actors of TC was successfully and essentially "opened"
- 4) Contact making, sharing regarding culture, professional and personal background and also potential
- 5) Unfolding of participants' creative potential

2.3 Day 2 – Youth participation

Second programme day was based on the concept of youth participation as an essential element of a Youth Democracy project. The day started with interaction leading to reflection of participants on their own activities, projects and experience in the field of youth participation. Participants were asked to define their experience with youth participation by finding their position in the rungs of the "Ladder of participation"². Participants in the same rung were invited to explore more the youth participation realities they are living in and to share. This first part of the day was

² Based on the model suggested by S. Arnstein as "Ladder of citizen's participation" and on R. Hart's adaptation for his Children's participation from tokenism to citizenship" work.

summed up with theoretical input, presentation of the concept of youth participation as an institutional tool at civic and democratic level and as a “compass” for Youth Democracy projects.

Second part of the morning session provided participants with space for sharing of experience and understanding about youth participation. 3 core dimensions were identified by the trainers, for which specific questions were given: experience, common ground, added value. Along with the dialogue that took place, participants had to create a “half a minute video advertisement”, creatively summing up the outcomes of their discussion. Video presentations closed the first part of the day with great enthusiasm and diversity of conceptions.



After the presentations, we headed off to Castelo Branco, where workshops with local young people and political figures were due to take place.

In brief, representatives from the following institutions and organizations participated: Municipality of Castelo Branco, National Coordination of Lisbon Strategy and Technological Plan, National Federation of Youth Organisations, Union Students, District Federation of Local Institute, IPJ – Youth National Institute, Europe Direct, Central Region.

3 workshops were implemented: a) Presentation of National and Local Youth Policies in the context of dialogue between policy makers and young people, b) Presentation of Good Practice Activities and Projects by local youth organizations/National youth Federation, c) Presentation of measures to implement and to encourage participation of young people

Participants from our course took over the responsibility to report in the plenary the outcomes of the discussions from each workshop.

The day was closed with sightseeing in Castelo Branco and dinner out.

↪ **Activities in brief** ↪

presentation of programme of the day – ladder of participation, positioning and sharing – theoretical input on youth participation concept and institutional youth policy development - group work with video outcome - exploring the local reality in Castelo Branco

Outcomes

- 1) Progress of group dynamic towards a very productive and efficient “rhythm”
- 2) Common understanding about youth participation and the added value youth democracy projects bring about
- 3) Sharing of experience and ideas related to youth participation
- 4) Contact with local community – youth policy and youth work representatives
- 5) Videos on youth participation made by participants themselves

2.4 Day 3 – Project management

This day has been dedicated to the theory and practice of *project management* as the first step for the development of a Youth Democracy project. By the end of this day, participants were asked to start developing projects together.

More specifically, the first part of the morning session started with the same working groups as in the previous day (*the participation, video-making groups*). They were asked to use the “people-process-product” triangle to assist their group-reflection and to consent about which dimension their group focused the most. This process, helped in many directions: first of all, it made clear that the overall activity was done for much more purposes (*experience sharing, team development, terms and concepts analysis, common understandings etc*) than to create a video and secondly it created an explicit link between the activity and project management.

3 Ps „people – process – product“ triangle reflection

1. How did you go about it?

2. Impressions regarding a youth participation related past experience?

3. Common elements identified?

4. Added value of A1.3 in existing youth participation practice?

“Group numbers” exercise was used as an interactive way of the experience of project management and to reflect later on within the theoretical part. The **5Ws** theory of project management was briefly presented to summarize participants’ project management reflection right before introduction of the frame of the Youth democracy projects.

Second part of the morning session took place in the plenary. Youth democracy project management theory was presented on the visualised time line together with quality criteria clarification which has been analysed to brought the participants from the general (*project management theory*) to the specific (*project management in youth democracy projects*). Participants analysed in groups the time line of Youth democracy projects taking into consideration important features of the Youth democracy projects and the YiA programme as partnership, deadlines preparation, dissemination of the project results, valorisation, evaluation, financial frame and features. That was concluded with a facilitated, plenary visualisation of a youth democracy project life circle – the time line with all important elements of all stages.

Afternoon time was for participants to start summarising and utilising all the information, knowledge and skills they got and developed and bring out project ideas. They had to think of and present a basic idea in the plenary and then negotiate (*merge similar ideas*), built the project group and start developing the “real” project. All that happened in what we called the “AGORA”. In AGORA 16 very diverse project ideas were presented.

16 project ideas´ proposals with following general topics =>

- ***How to involve young citizens in the decision making process***
- ***Policy and politics, influence and democracy***
- ***Decision making process, participation and art***
- ***Human rights, prejudice, tolerance, active involvement***
- ***Network of the local youth parliaments***
- ***City of young people***
- ***Participation***
- ***Citizenship***
- ***Youth problems***
- ***Forum of young people and youth organisations***
- ***Dialogue between children/young people and politicians***

=> Final 5 developed project ideas - Appendice

By the end of the working day and before the daily reflection groups, project development groups had already reached a certain level of project design and planning. Work lasted for most of them until after dinner. Project development groups worked on the "5Ws form" bringing everyone closer to the *official* application form contents and demands but mainly to comprehending all aspects of realisation of a project.

The programme of the day finished with reflection groups.

↪ Activities in brief ↪

Presentation of the programme of the day - reflection on people, process and product - brainstorming and bringing together the theory of project management - numbers exercise - YDP time line project management model with quality criteria reflection - AGORA - project ideas, partner finding and project development - "Steam" reflection groups

Outcomes

- 1) Further development of group dynamic (*higher individual demands, increased motivation to carry out projects, "real life" project development simulation*)
- 2) Common understanding about project management elements and more specifically with regards to Action 1.3
- 3) Understanding of challenges and fostering of innovative approaches to deal with
- 4) Advanced contact making, sharing and partnership building
- 5) Concrete project ideas and groups developing them (*with consultation by the team of trainers*).

2.5 Day 4 - Seeds for the future

A special emphasis on using the time on the spot together to work on a project was made in the beginning of the day. It was a crucial day for the assurance that the projects developed will be applied and made real.

The first part was dedicated to the finalisation of the work from the previous afternoon, in individual cases work on second more detailed form. To ensure that the project idea was "hand in hand" with the Action 1.3 framework, there was a check list of quality criteria taken into consideration and also consultation with team. Groups were also provided with the application form of Action 1.3 to go through, to become familiar with and to raise possible questions. Project development groups were asked to present their ideas using the "**what – why – where – when – who – how**" model, ensuring this way visibility to the groups and possibility for more partners to join in the future. Feedback was appropriately given and the presentations raised high interest.

After the afternoon break introduction, purpose and structure of the "Action plan" was presented, as a useful tool for project idea development, strong trustful partnership and achievement of the project.

Evaluation part started by participants' review of the needs, expectations and contributions as posted the first day.

Then everybody took part in the last "steam" reflection groups, this time mainly focused on the self-assessment. In the reflection groups participants had a look backwards to the whole TC (individual performance, feelings, process, and results), reflected and analyzed their own learning process and achievements (individually and/or in the group, pairs, etc. depending what was more suitable for them) and connected them to the framework of "8 key competences for lifelong learning". The outcome of this group and individual reflective process was the beginning of compiling the self-assessment for the Youthpass certificate. In the last "Steam group" used participants their self-reflection structured notes from all previous steam groups.

The closing part contained closing word of each participant and post questionnaires.

As usual, a farewell party offered the necessary space for celebration of the achievements.

↪ **Activities in brief** ↪

presentation of the programme of the day –project idea forms with quality criteria check list - pre.fe.r time (presentation, feedback, reality check) – Action plan - "Steam" reflection group with self-assessment - closing word - final evaluation - farewell party

Outcomes

- 1) project ideas description – basic form, presentation
- 2) reflection groups – self-assessment (finalized by participants at home and sent by email till 28.9.2008)
- 3) final evaluation – final questionnaires

3. Suggestions

1. Organizations' compendium was introduced in this edition of the course. *It was a very useful tool and it shall be maintained and improved.*
2. Electronic forms for the project idea development. *They were extensively used and it was evident that a lot of time was saved. To be taken into consideration and maybe put in practice by either a) asking participants in advance, to bring their own laptops or b) asking the NAs to provide 2 – 3 PCs/Laptops.*
3. The participation of local authorities and organizations was remarkable. *It shall be sought after that in the future editions of the course, participants have the chance to get in contact with the local reality while making sure that the programme organized is: a) known and clear to all, b) has a decent time available, c) is more concentrated on interaction rather than on one-sided transmission of information.*
4. Quite a few of new team building, getting to know and energizing games were introduced. *It must be kept in mind that new (in the sense of not implemented before, in the previous editions of the course) activities of this nature have an added value to the "atmosphere", remembrance and smoothness of the course.*

4. Future challenges

As it has been severally mentioned in previous final reports, youth participation in the mechanisms of representative democracy is more and more a *hot topic*; the low turn out of young voters in the recent elections for the European Parliament should be taken into consideration by the trainers' team and acted upon with sensitivity.

Moreover, after two years of experience, the trainers' team should focus on collecting existing visual or other material from already implemented projects; that would not be to promote a "copy-paste" culture and hinder creativity and innovation but to inspire and motivate.

Last but not least, following of the implementation of the projects crafted during the course, still remains something to be explored and pursued further.

ANNEXES

Chapter 5 - Annexes

5.1 Annex 1 - Daily programme of activities

	21/04/2009	22/04/2009	23/04/2009	24/04/2009	25/04/2009	26/04/2009
		INTRODUCTIONS	YOUTH PARTICIPATION	PROJECT MANAGEMENT	SEEDS FOR THE FUTURE	DEPARTURE
<i>Until</i> 09.00		BREAKFAST	BREAKFAST	BREAKFAST	BREAKFAST	BREAKFAST
09.00 – 09.15	ARRIVAL OF PARTICIPANTS	ICE BREAKING & INTRODUCTIONS (rationale, programme, team)	ENERGIZERS	ENERGIZERS	ENERGIZERS	DEPARTURE OF PARTICIPANTS, TRAINERS AND STAFF
09.15 – 10.45			YOUTH PARTICIPATION the Art & Practices	BASICS ON PROJECT MANAGEMENT	"1 STEP CLOSER"	
10.45 – 11.15		COFFEE BREAK	COFFEE BREAK	COFFEE BREAK	COFFEE BREAK	
11.15 – 12.45		SETTING A LEARNING CULTURE	YOUTH PARTICIPATION the Art & Practices	"FROM THEORY TO PRACTICE" P.M IN THE CONTEXT OF ACTION 1.3	"PRE.FE.R TIME" PRESENTATION, FEEDBACK AND REALITY CHECK	
13.00 – 15.00		LUNCH & FREE TIME	LUNCH & FREE TIME	LUNCH & FREE TIME	LUNCH & FREE TIME	
15.00 – 16.30		"YOUTH IN ACTION & ACTION 1.3" UNMASKING (Interactive)	EXPLORING THE LOCAL EXPERIENCES WITH LOCAL ORGANISATIONS	"AGORA" PROJECT IDEAS, PARTNER FINDING AND...	PLANNING TO ACT!	
16.30 – 17.00		COFFEE BREAK	FREE TIME IN CASTELO BRANCO	COFFEE BREAK	COFFEE BREAK	
17.00 – 18.30		THE BAZAAR OF EXPERIENCES – PREPARATION		...PROJECT DEVELOPMENT	FINAL EVALUATION	
18.30 – 19.00		STEAMS! DAILY REFLECTION		STEAMS! DAILY REFLECTION		
20.00		DINNER (19.00)	DINNER	DINNER	DINNER	
21.00	WELCOME EVENING (20.00)	THE BAZAAR OF EXPERIENCES – PRESENTATION	EVENING OUT IN CASTELO BRANCO	FREE EVENING	Farewell PARTY ☺	

5.2 Annex 2 - Exploring the local reality plan

LOCAL REALITY EXLORING

BRIEF GUIDELINES AND RELEVANT INFORMATION FOR THE VISIT OF THE GROUP PARTICIPATING IN THE TRAINING COURSE "**GET INVOLVED – INTERNATIONAL TRAINING COURSE FOR YOUTH DEMOCRACY PROJECTS**" IN CASTELO BRANCO, **PORTUGAL**, 21 – 26/04/2009

The visit will take place the 23rd of April 2009 and it is expected that 30 people will be the total number of visitors.

TIMETABLE

14.45	DEPARTURE from the hotel
15.00	ARRIVAL TO the venue (Regional institute or Library)
15.00 – 17.00	ACTIVITES
From 17.00	FREE TIME IN CASTELO BRANCO (possibility of the sightseeing walk)
20.00	TRADITIONAL DINNER IN CASTELO BRANCO DEPARTURE from the city centre (time will be agreed)

ACTIVITIES

In general, the visitors should come in contact with local good practices of youth participation during the activities. It is suggested that actors relevant to the topic of youth participation, are invited to contribute.

The suggested methodology should include:

- 1) Welcome note (max. **15 min.**) + division of the participants in the groups for the workshops
- 2) Short introductory speeches in the groups with discussion (about examples from the local reality - youth participation/youth democracy related projects, plans and activities implemented) preferably accompanied by audio-visual material (PPTs, video, slide shows etc) if available (max. **45 min.**)

3 workshops with specific target:

Youth NGOs
Youth council/development
Local policy makers

- *in case of interest of the participants the workshops can be shorter and the participants can pass all 3 of them, that means **20 – 30 min in each one***
- 3) Informal time in common with guests for the workshops (max. **15 - 30 min.**) – can include any activity that you consider important (such as exploration of the venue of the meeting, any sort of presentation e.t.c)

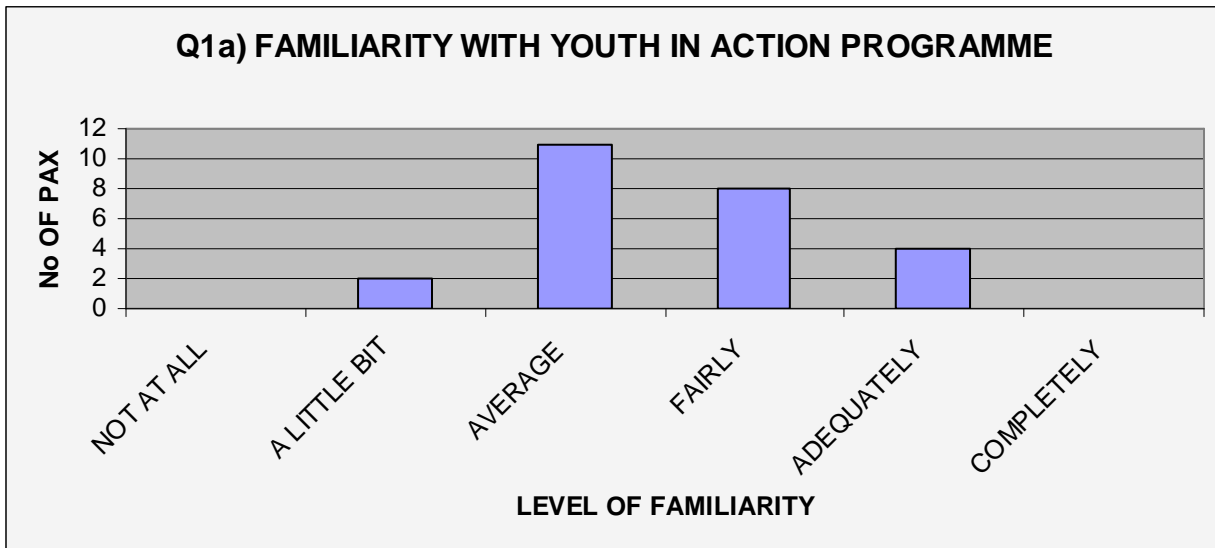
During the informal time, coffee, water and soft drinks would be good to be offered so everyone participating can enjoy those while discussing/sharing/exchanging.

5.3 Annex 3 – Final evaluation presentation and synthesis

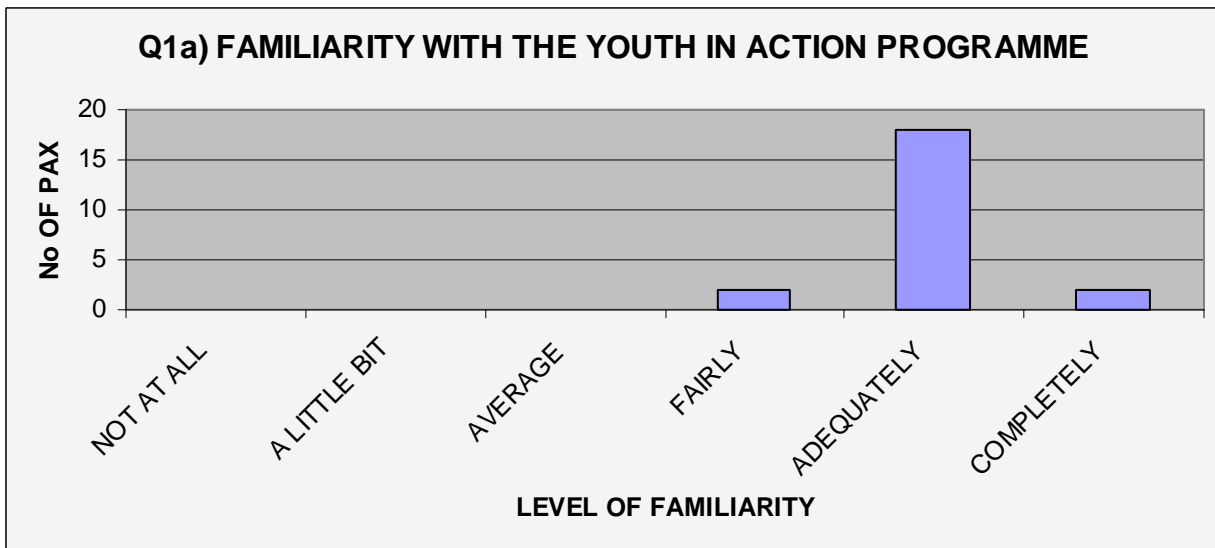
Graphs made out of the synthesis of the evaluation forms filled by the participants. As it can be seen, they refer (when available) to a *pre* and a *post* questionnaire.

5.3.1 – Graphical representations

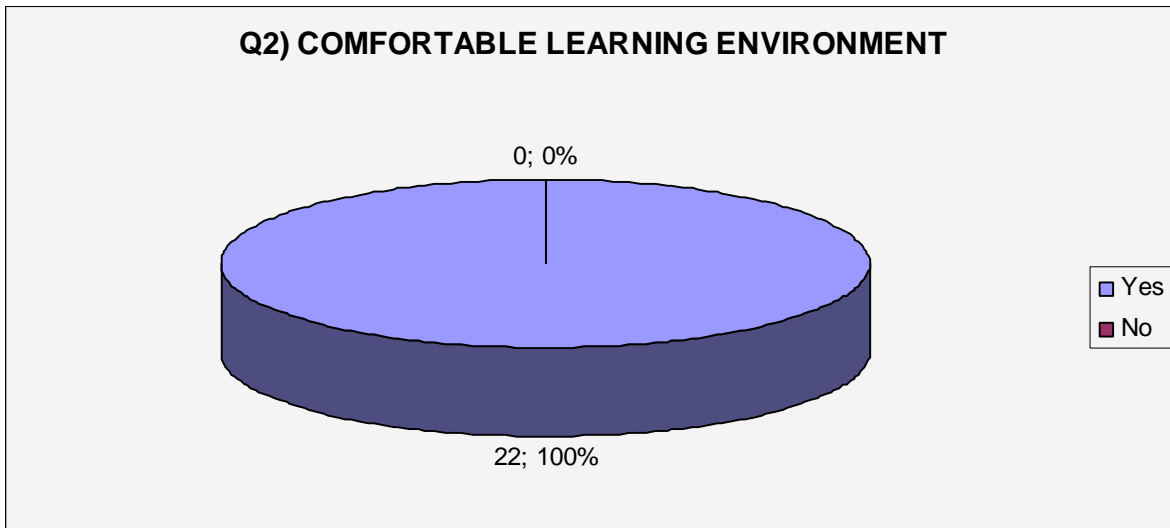
Pre questionnaire



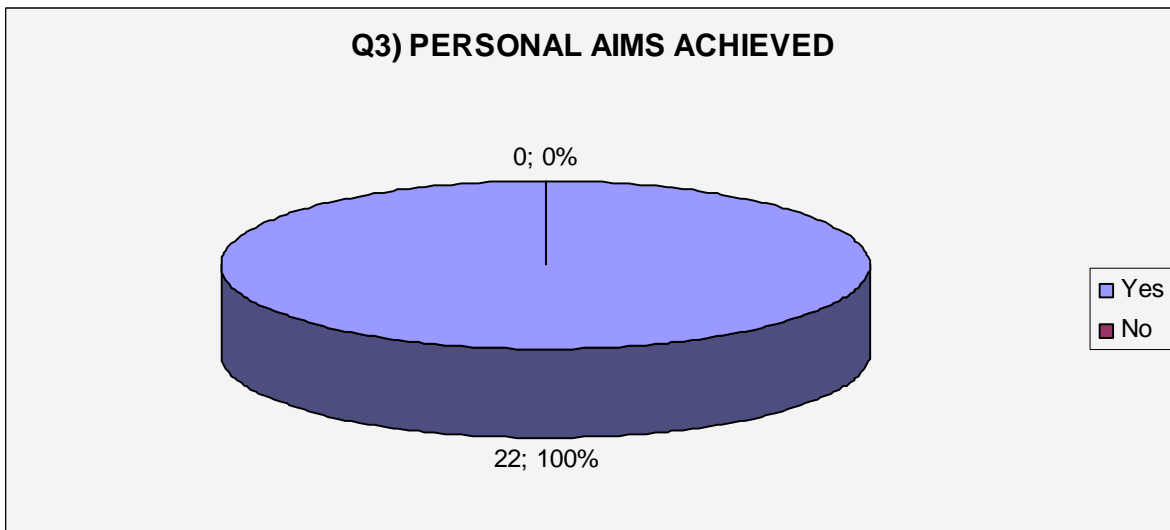
Post questionnaire



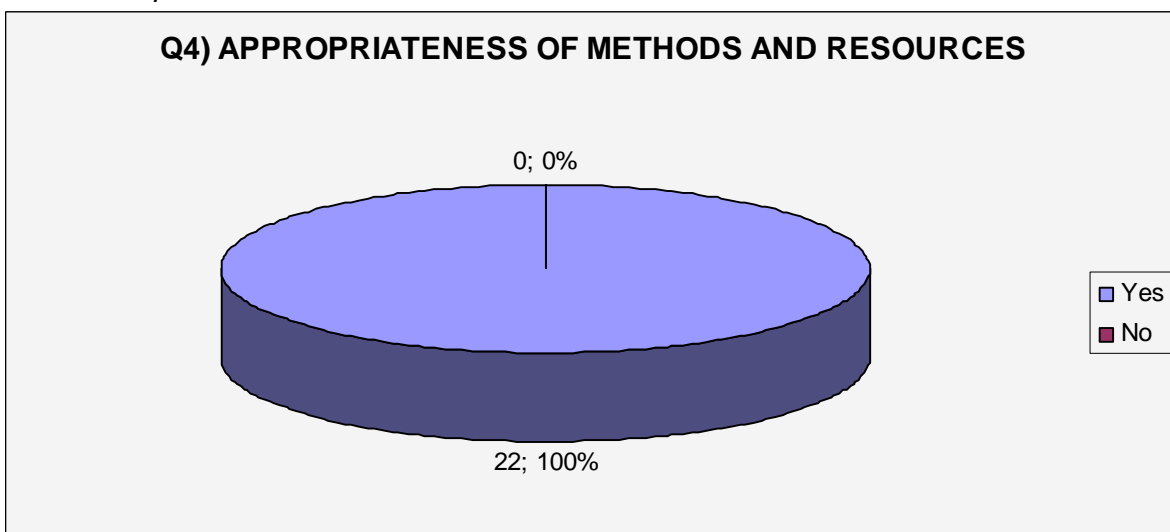
Post questionnaire



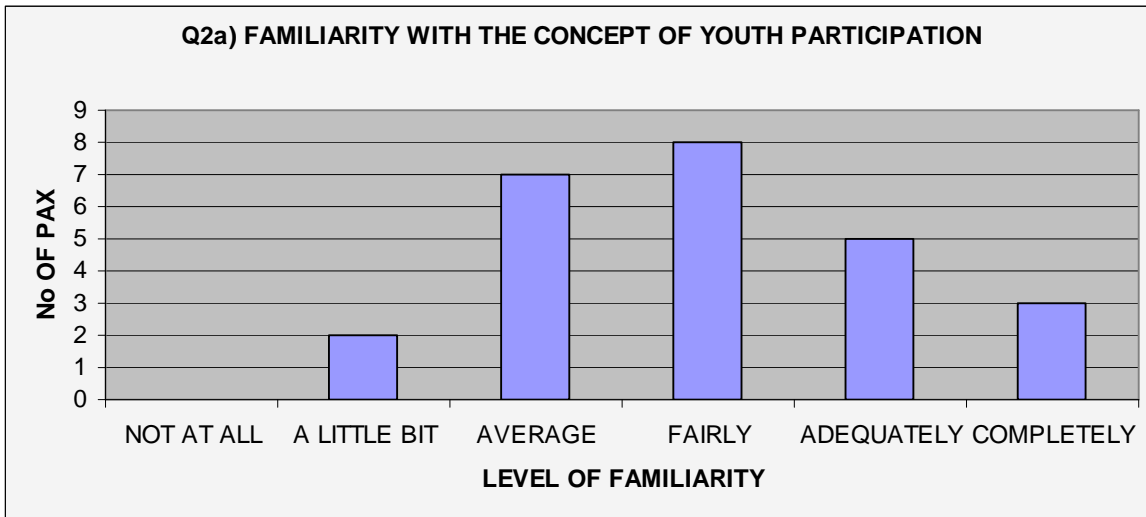
Post questionnaire



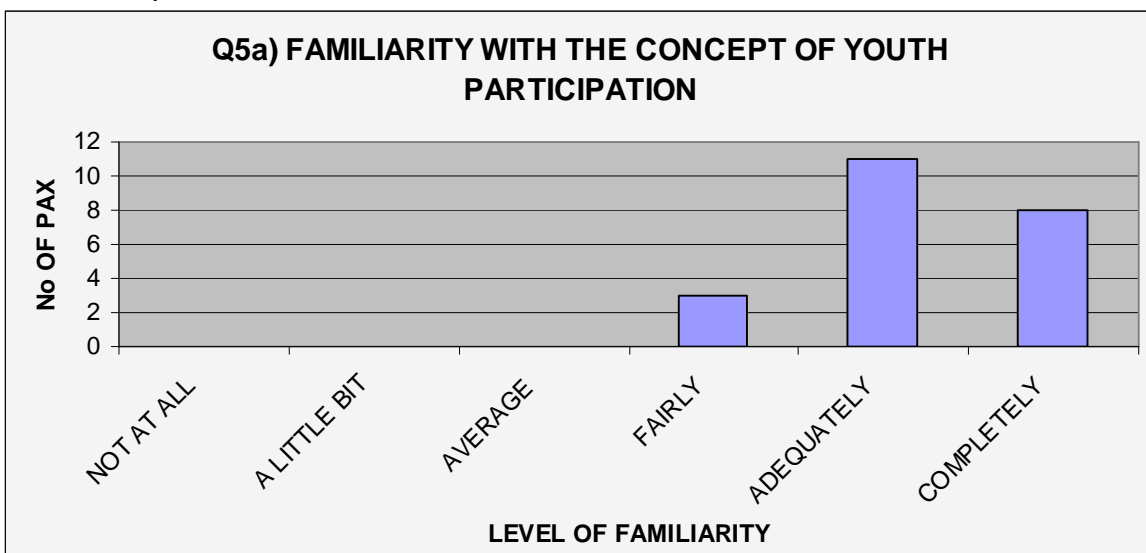
Post questionnaire



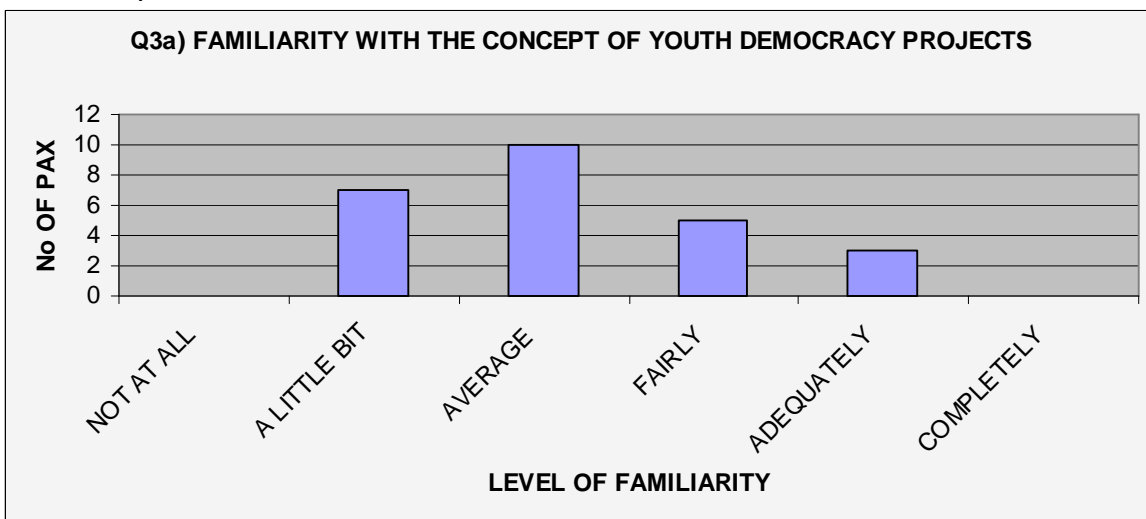
Pre questionnaire



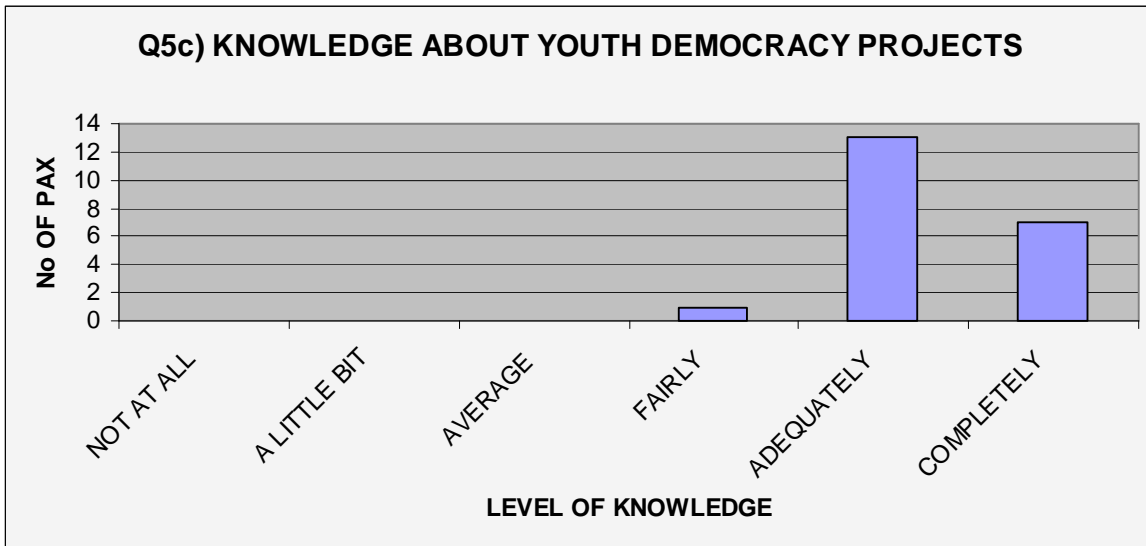
Post questionnaire



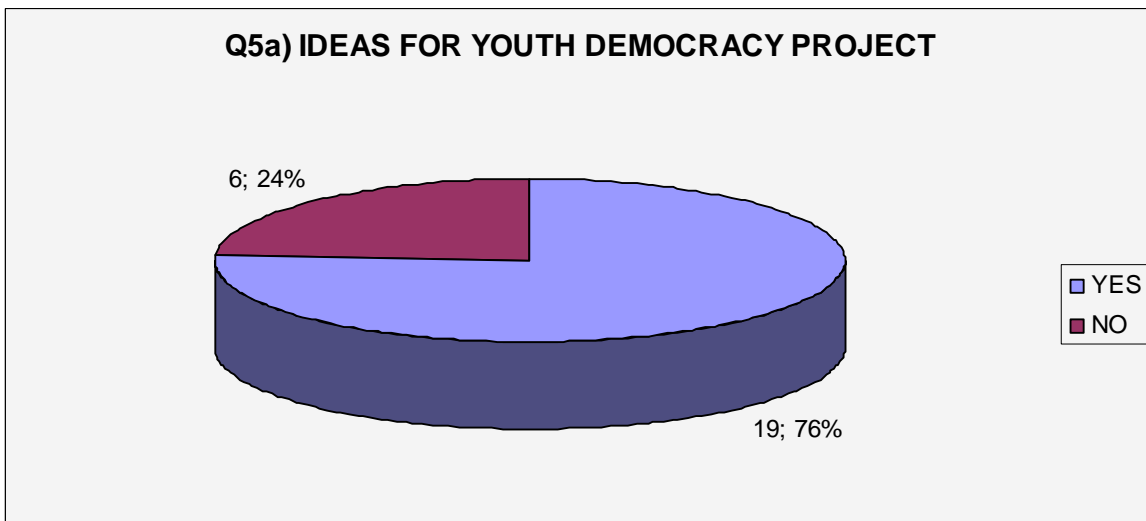
Pre questionnaire



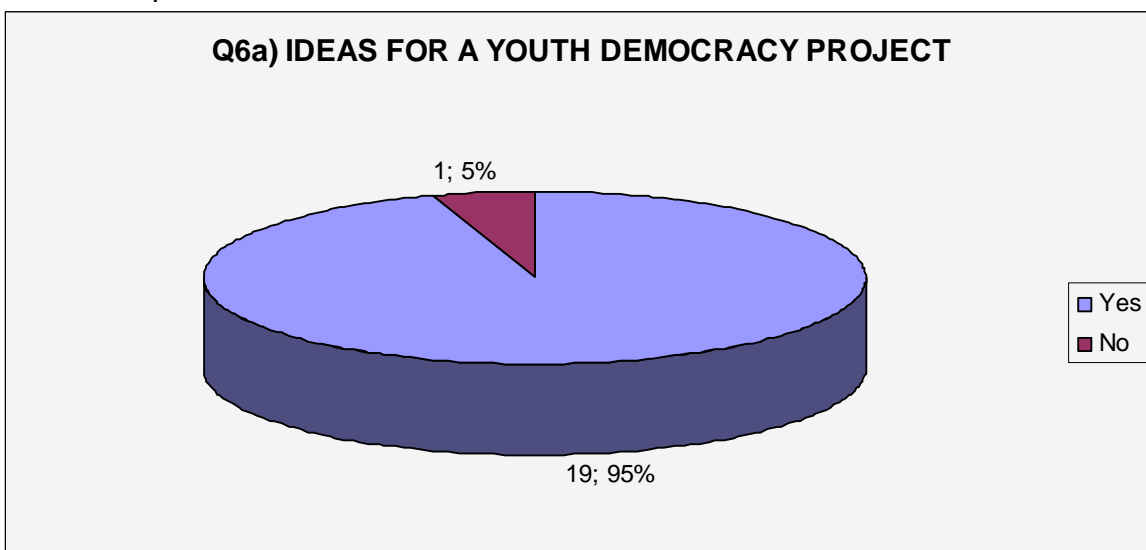
Post questionnaire



Pre Questionnaire

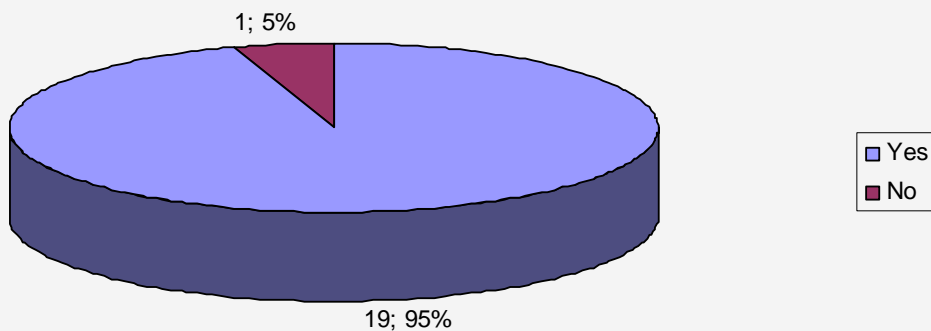


Post questionnaire



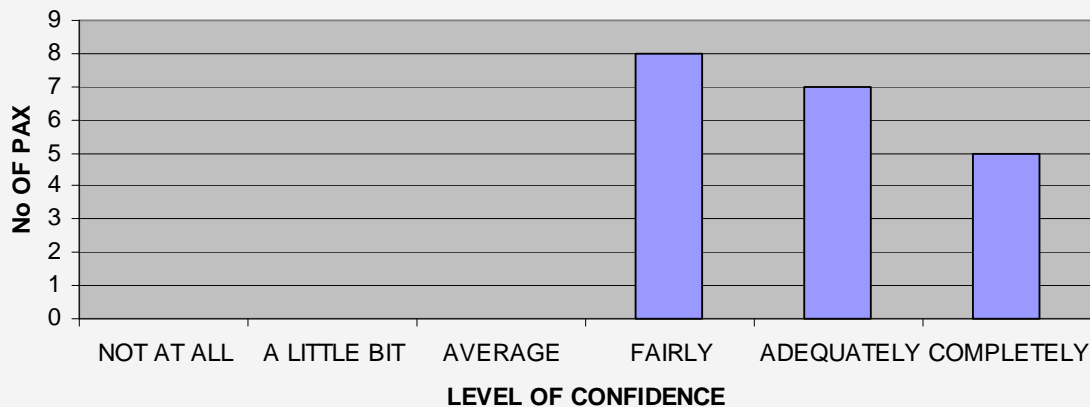
Post questionnaire

Q7a) FINDING OF A PARTNER GROUP



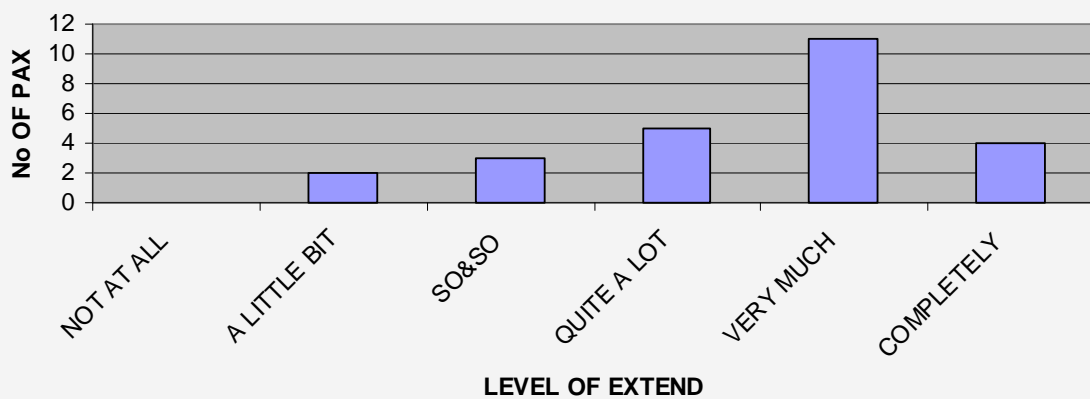
Post questionnaire

Q9) CONFIDENCE IN MANAGING A YD PROJECT

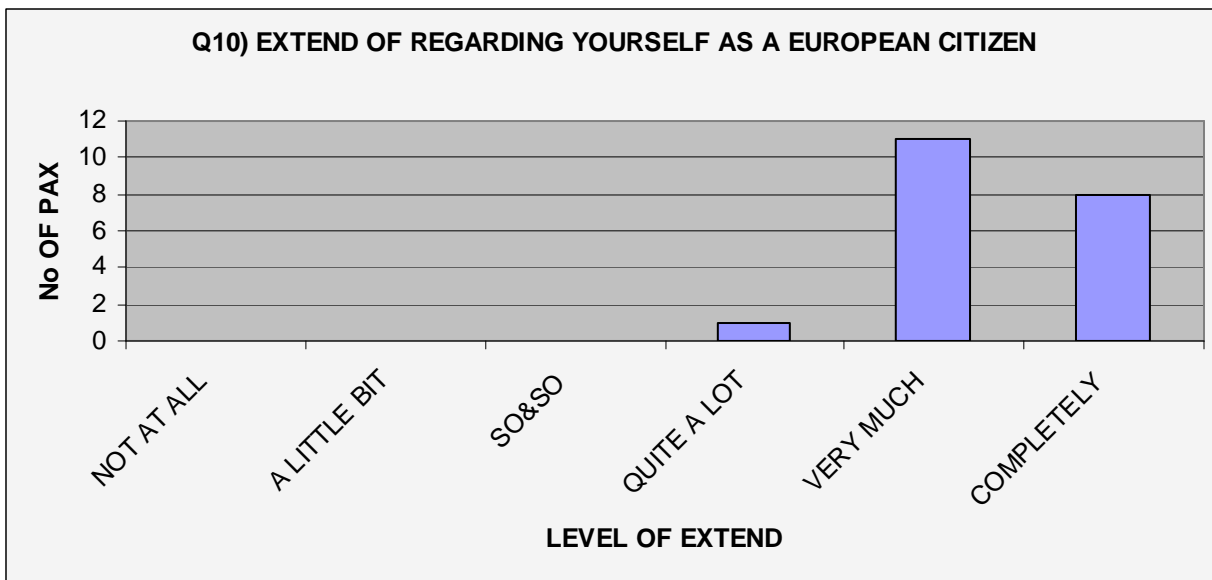


Pre questionnaire

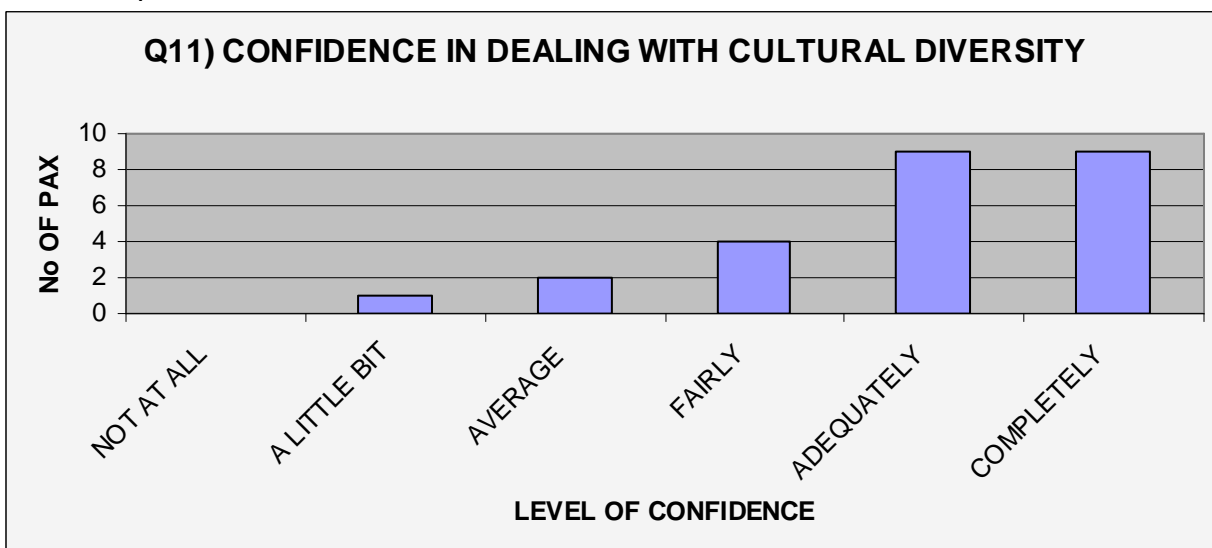
Q10) EXTEND OF REGARDING YOURSELF AS A EUROPEAN CITIZEN



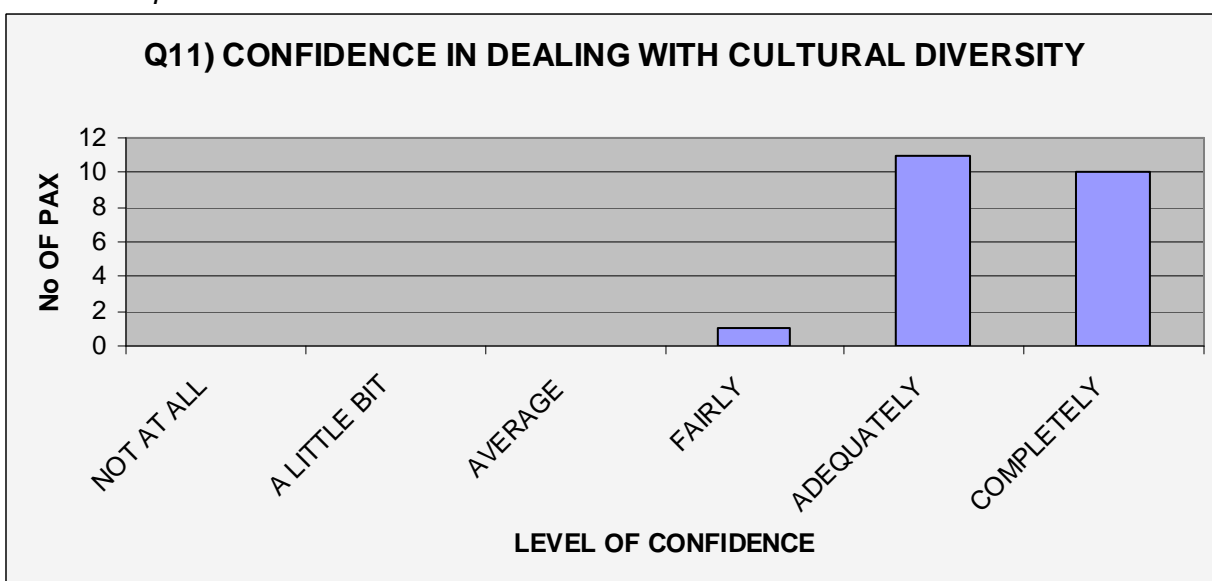
Post questionnaire



Pre questionnaire

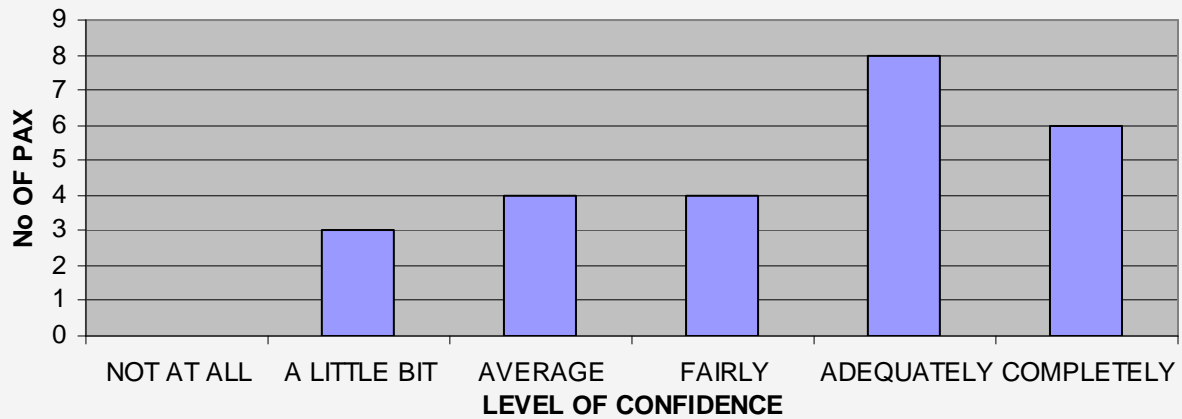


Post questionnaire



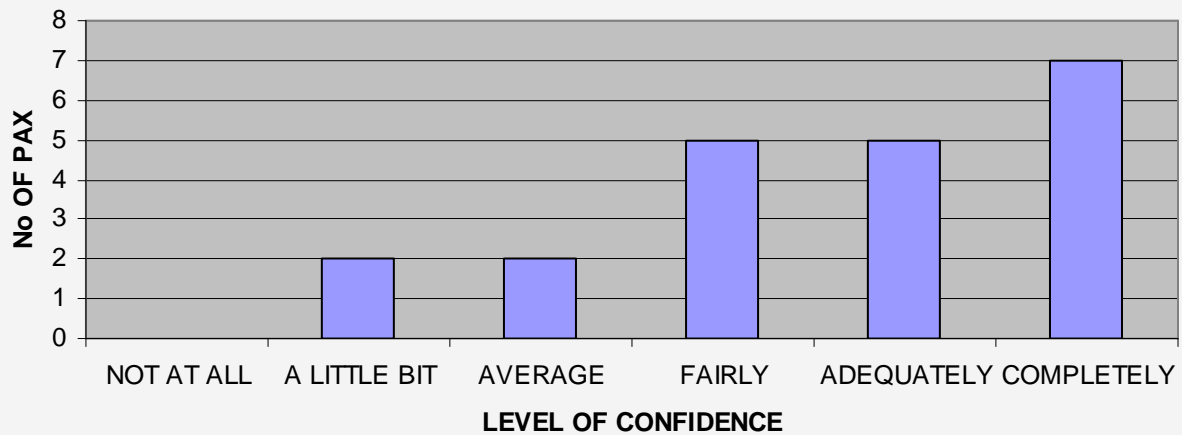
Pre questionnaire

Q12) CONFIDENCE IN WORKING WITH YOUNG PEOPLE WITH FEWER OPPORTUNITIES



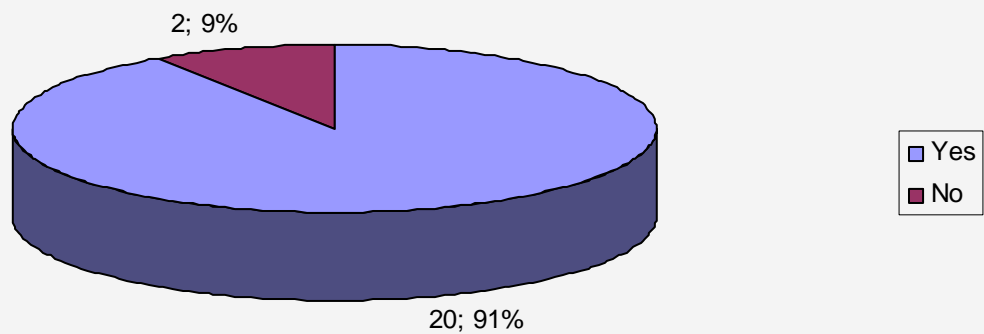
Post questionnaire

Q12) CONFIDENCE IN WORKING WITH YOUNG PEOPLE WITH FEWER OPPORTUNITIES

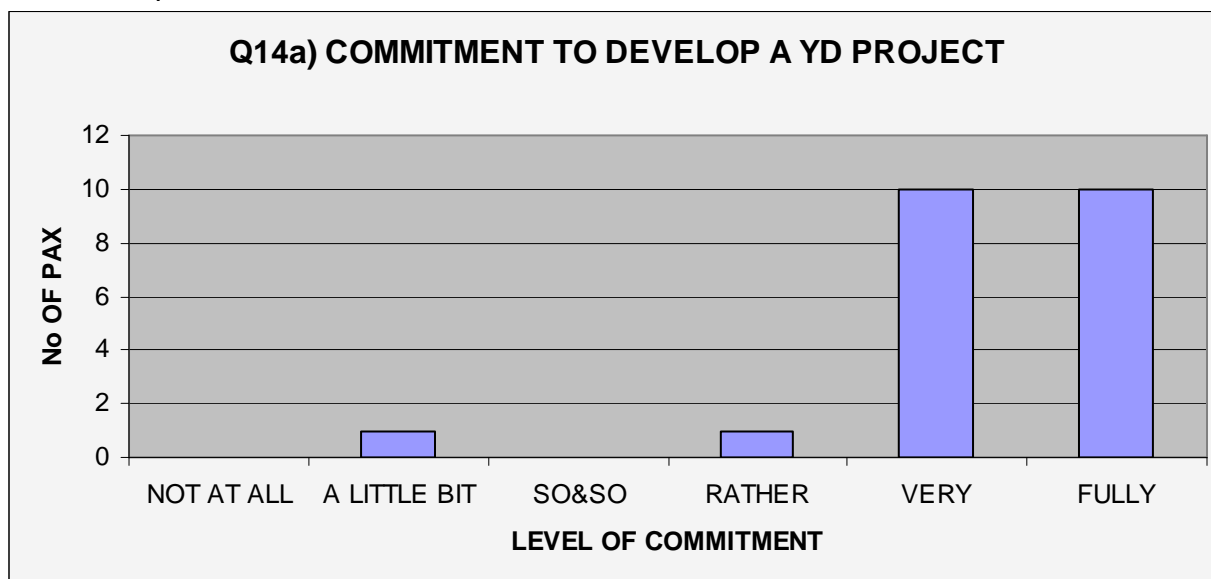


Post questionnaire

Q13) INCREASED COMPETENCE TO SUPPORT YOUNG PEOPLE'S PARTICIPATION



Post questionnaire



5.3.2 Synthesis

The conclusions drawn from the evaluation analysis (especially the one concerning the final evaluation questionnaires) makes the success of the course rather evident.

Some remarkable points:

a) Knowledge on Youth in Action has increased a lot. The orchestrated effort by the NA representatives, SALTO and the trainers was effective.

b) All participants agreed that the course was carried out in a comfortable learning environment, their personal aims achieved and methods and resources were appropriate to their needs.

c) High increase of knowledge and understanding of the concepts of youth participation and youth democracy projects. This is the core of the course and the long held experience ensures this improvement.

d) Ideas for a youth democracy projects were either directly increased or thoroughly elaborated.

e) Proper space was made available for partner finding.

f) The majority of the people are confident in managing a project while at the same time they want to put the learnt into practice and cultivate their confidence through practice.

g) Participants now feel closer to the idea of being European citizens, they are much more confident in dealing with cultural diversity but they still need instruction and practice with regards to working with young people with fewer opportunities.

h) Participants are now more ready than before to support young people's meaningful participation and rather committed to develop a youth democracy project.

5.4 Annex 4 – Project ideas developed

A brief overview of the project ideas suggested and elaborated during the course.

1) Project titled «100 chairs»

THE AIMS OF THE PROJECT – WHAT FOR?

By using creative methods, we increase the understanding of democratic processes, involving policy decision makers, young people, organisations and local communities

IDENTIFIED NEEDS- WHY?

1. Approach decision makers to young people
2. Build the bridge between young people and policy issues
3. Attract young people in policy making

THE OBJECTIVES OF THE PROJECT- WHAT?

- Increase the self confidence of young people in the policy making process
 - To create an effective link between policy decision makers and youth
 - Influence the youth policy at local level.
 - Inform the policy makers of the youth needs and increase the involvement in youth reality
 - To promote and foster dialogue between the policy makers and youth
- Note: including objective that reflect the chairs/creative approach

THE PARTNERS (local and transnational) – WHO?

Bloom Associacao Socio Cultural, Portugal / Vertigem APP Portugal / Youth Council Creteil, France / Doja Pajot, France / "...” Slovakia / Other local NGOs / Local institutions

THE PARTICIPANTS (young people involved) – WITH WHOM?

- 300 youngsters, 100 each country
 - 13 – 30 years
- Including youngsters with fewer opportunities: (mental/physical disabilities, geographical, social disadvantaged. 50/50%

THE ACTIVITIES (including the methods)

(How? When? Where?)

Transformation and creation of personal chairs with a soul (design and meaning)

- Workshops (with artist-therapists, designers, educators) according to the target groups, and local resources/realities

The chair of ideas Invite the youngsters to come up with ideas, questions, prepositions and solutions.

- Workshops in creative writing (Loesje)
- Theater (to make a connection with feelings and wishes)

The chairs influence youth policy.

- Media campaign
- Debating youngsters-local policy makers

Methods:

- Non formal learning methods
- Self reflection methods

Time: 12 months

Where: France, Portugal, Slovakia

THE RESOURCES- HOW ?

Local Municipalities: Logistic

Local organizations: Logistic

Private organizations: Sponsorships

Youth councils (Portugal)

THE TITLE OF THE PROJECT

"100 chairs"

In Portuguese: Cem Cadeiras – Sem Cadareiras

In French: Cent chaises – Sans chaises

2) Project titled «The Power of Imagination»

THE AIMS OF THE PROJECT – WHAT FOR?

To improve or to create the relationship between youngsters who are interested in art and (politics in the field of culture & art)

IDENTIFIED NEEDS- WHY?

1. Division between cultural organisations and institutions
2. Lack of visibility/strength/voice of cultural activities of youngsters
3. Lack of interest of youngsters to be involved in political strategies
4. Lack of sense by the politicians for cultural young items

THE OBJECTIVES OF THE PROJECT- WHAT?

- To create union, establish network and forum
- To raise awareness about the youth programmes
- To promote dialogue between youngsters and politicians
- To take responsibility of youngsters
- To create volunteer group
- To create new values, priorities about items

THE PARTNERS (local and transnational) – WHO?

Cultural organizations/NGOs /local and international, disadvantaged groups /such a minorities, disabled, volunteers, artist, supporting organizations like sponsors, municipalities, teachers

THE ACTIVITIES (including the methods) (How? When? Where?)

Creating forum (workshops, seminars, etc.) of discussion about democracy and young participation

- Forum for each country

Creating local/European network between municipalities/decision makers and young cultural organizations.

- Creatood practice, experience and so on

Methods:

- Innovative and performing approaches to be more involving for younsters

Time: 12 months/January 2010 – January 2011

Where: Turkey, Austria, Italy

THE RESOURCES- HOW ?

Sponsorship
Volunteers
Municipalities
Cultural organisations/instruments

THE TITLE OF THE PROJECT

“The Power of Imagination”

3) Project titled «School of Politics/Politics – interactive/Politics explained»

THE AIMS OF THE PROJECT – WHAT FOR?

To contribute to the participation of young people in Bulgaria and Lithuania in political processes and decision-making through a course in political education

IDENTIFIED NEEDS- WHY?

1. Exclusion and self-exclusion of young people from political life and decision-making
2. Lack of information and knowledge politics and methods to influence political decision-making
3. Lack of dialogue between youth and politicians

THE OBJECTIVES OF THE PROJECT- WHAT?

- Raising awareness about the importance of politics in real life
- Providing basic knowledge about political theory
- Developing problem-solving, organizational and analytical skills, a better understanding of one's own civil rights and responsibilities, as well as know-how of organizing protest events and other demonstrations as a mean of young people have their say

THE PARTNERS (local and transnational) – WHO?

Bulgaria: NGO "Future now", American University in Bulgaria, South-West University "Neofit Rilski", other NGOs dealing with civil society issues

Lithuania: Academic Club of Political Science, VMU, other NGOs

THE PARTICIPANTS (young people involved) – WITH WHOM?

- Around 100 high school students (9th to 12th grade) from whole of Bulgaria and Lithuania

THE ACTIVITIES (including the methods)

(How? When? Where?)

Recruiting trainers and experts, developing a course programme, finalizing schedule

Promoting the project and selection of participants (about 3 weeks)

Web site/resource centre development with a member – only area

Introduction meeting on a local level, simultaneously in Bulgaria and Lithuania

- 2 or 3 days
- getting to know each other, course introduction, team building exercises

Internet-based distance-learning course with regularly organized activities

- 3 months
- problem-solving, organizational and analytical exercises in the context of the Bulgarian and Lithuanian political life, all connected with the resources, available on the bilingual site
- Selection process – dropping out of those completely inactive

Mid-meeting

- local, parallel in Bulgaria and Lithuania – around 5 days
- the core of the project – political theory lectures, as well as games and interactive approaches in order to build skills in the participants, examples from Bulgarian and Lithuanian political history – non-formal educational process
- Feedback

Adjustment of resources and future online activities according to the feedback, received from participants

Another session of web-based course

- 3 months
- Selection process as a way to motivate participants to be active in the course of the project – only the best take part in the final phase

International meeting

- Bringing both groups together
- Getting to know each other
- Team building exercises
- Identification of common political issues
- Problem-solving workshops
- Cultural event and exchange of experience
- Feedback and evaluation of the participants

Where: Bulgaria, Lithuania

THE RESOURCES- HOW ?

Time: starting in the beginning of January 2010, first meeting around the end of the month, second meeting in April and international meeting in July

People: a team of trainers and experts in politics and political education to develop the contents of the programme, as well as psychologists, helping to design a balanced and effective course programme

Money: 20,000€ for all expenses, including co-funding

THE TITLE OF THE PROJECT

"School of Politics/Politics – interactive/Politics - explained"

4) Project titled **Get connected**

THE AIMS OF THE PROJECT – WHAT FOR?

To make young people understand international policy making and power they have in society. It's about comparing the similarities and differences in local, national and international levels

IDENTIFIED NEEDS- WHY?

1. To change the point of view of policy makers according to the needs of young people
2. To motivate youngsters to take action **for the lacks** in local, national, international levels
3. To close the gap within politicians and young citizens
4. To make them realise their (youth) personal civic rights and responsibilities
5. To create a space for alternate structure

THE OBJECTIVES OF THE PROJECT- WHAT?

- To create a relationship between politicians and youngsters, to respect and to understand each other
- To increase consciousness about democracy in different levels
- To engage and empower young people to **become change agents**
- To increase the responsibility to make a change and difference
- To make difference towards society
- To share and discuss the lacks in local and global levels
- To connect the local, regional and international perspectives
- To establish connections between different countries identifying all young people background issues
- To build an open space structure, give young people freedom to build their own concept of participation
- To create an atmosphere where young people are able to share their problems and motivate each other to solve the problems

THE PARTNERS (local and transnational) – WHO?

Town councils, associations, youth councils and non-governmental organizations from: Portugal, Denmark, United Kingdom, Italy, Lithuania, Romania (2), Turkey

THE PARTICIPANTS (young people involved) – WITH WHOM?

- Teenagers between 15 – 25

THE ACTIVITIES (including the methods)

(How? When? Where?)

Introduction to the projects, the aims

Job shadowing meeting YIP

- 2 pr – country
- Young people will spend one week to understand and gain information about the current structure

Video diaries, conferences

Summer camp

- Showing videos
- Role playing
- 2010 for 10 days

THE RESOURCES- HOW ?

Personal resources

Who is going to apply

Organizational capacity

Technical equipment

Essential (stationeries)

Food, refreshments, drinks and venous both in local and international levels

Costs of y city (to be reflected after 20th July). Gul will check the costs of summer cam

Translators (volunteers)

Talk with Duke of Edinburg

Sorting out all the websites for all the countries

Travelling costs – local and international

Politicians

THE TITLE OF THE PROJECT

Feasibility visit called "Get connected". ***We plan to incorporate young people at local level, to choose the name for this project, during feasibility visit"***

5) Project titled «Democracy Today & Tomorrow»

THE AIMS OF THE PROJECT – WHAT FOR?

Discover the reality of the democracy in Europe (and local levels): countries and region specifics. Discover solutions to problems in democracy – what are the options and possibilities for young people.

IDENTIFIED NEEDS- WHY?

1. Young people don't have a clear idea what the essence of democracy is
2. Young people don't know about the democracy systems of their countries (and especially foreign countries)
3. Clarification of the differences among political systems and democracies

THE OBJECTIVES OF THE PROJECT- WHAT?

- How can young people influence democratic processes
- To get to know the democratic systems in different countries within the European Union
- To understand the differences of political systems based on diverse cultural, social and economic backgrounds
- To inform young people about the influences of the European Union on national politics
- Discussions about the real influences on national democratic systems (e.g. business, media, etc.)
- To understand the deeper meaning of democracy

THE PARTNERS (local and transnational) – WHO?

Estonia, Austria, Hungary

THE PARTICIPANTS (young people involved) – WITH WHOM?

- University students (provided by certain organisations) who would be willing to implement what they learn in their own countries

THE ACTIVITIES (including the methods)

(How? When? Where?)

Planning (involvement of young people in the preparation process, on local and int. level)

- **August 15, 2009 – application form submitted to NA's**
- Before August 15 – officially involving 6 organisations and know which countries/organisations will be invited to take part in the project
- Budget, locations, timetable, tasks divided between organisations

Main activity – 2nd week of May 2010

- Before May 2010 – setting up the agenda with universities in Estonia/Austria/Hungary, booking accommodation, auditoriums, arranging travel
- Inviting guests/ inviting countries/students
- MAIN EVENT – workshops/discussion/debates/meeting experts; holding a general gathering in the end; exploring ways to implement the knowledge locally
- **Implementation** programme/list of activities (workshops, discussions,..) corresponding to the defined objectives and the quality criteria; aiming at 'visibility'
- Workshop, general assembly, meeting with experts/politicians, debates

THE RESOURCES- HOW ?

Rooms, accommodation, auditorium for general assembly, Parliament of Estonia
75% from YiA, 25% from Estonian Gambling Tax Council
Budget estimate up to 50 000 EUR

THE TITLE OF THE PROJECT

"Democracy Today & Tomorrow"

5.5 Annex 5 – Participants' list

First name	Last name	Organisation	Country
Sarah	Holland	hampshire County Council - Youth Teams - Test Valley District	United Kingdom
Lucilia	Letra	Vertigem- APP	Portugal
Kristian	Hristov		Bulgaria
Durmuş	Sevindik	Denizli Egitim Gonulluleri Derneği (Degder)- Association of Denizli Education Volunteers	Turkey
Akos	Reger	Pillar Foundation	Hungary
Andrea	Bellusova	Municipal Office Levice	Slovak Republic
Eleonora	Riberto	public office	Italy
Lukas	Jankauskas	Panevėžio jaunimo centras "Apskritis stalas"	Lithuania
Romain	Arnal	Bureau International Jeunesse	Belgium - FR
Samir	moudir	Dojo pajot- Cultural and Sport Center	France
Ana	Aveiro	Olharfuturo	Portugal
Alberto	Corletto	Circolo Culturale Buenaventura	Italy
Gül	Varli	Çağdaş Gençlik Eğitim ve Gelişim Derneği	Turkey
Herman	Kelomees	NGO House of Europe (MTÜ Euroopa Maja)	Estonia
Ignas	Kalpokas	Association "Society Without Borders"	Lithuania
Zuzana	Klačková	Bussiness Academy in Dolný Kubín, school parliament	Slovak Republic
Moussa	M'BAYE	Youth Council of CRETEIL	France
Bernhard	Kastner	Austrian Peoples Party - Youth Department	Austria
Pirmin Josef	Blum	Kinderfreunde Vienna	Austria
Denisa	Dumitrascu	Save the Children Romania	Romania
Severina-Andreea	Batca	ASJC Romania (Association of Students in Journalism and Communication)	Romania
Lucia	Hasbach	Youth Centre Banska Štiavnica	Slovak Republic
Orsolya	Kulcsar	Civitas Foundation for Civil Society	Romania
Jakob	Villadsen	Team Ycity	Denmark
Joyce	Van den Boom	BLOOM assoc	Portugal