

"Let's WORK with our Neighbours"

Partnership Building Seminar

Velenje, Slovenia, 2 – 8 of June 2008



Multidimensional seminar of youth workers in area of Youth in Action (YiA) Programme priorities in context of cooperation between the three neighbouring regions: EECA, SEE, Euromed and Programme Countries

FINAL REPORT

INDEX

- 1. Background of the Seminar**
- 2. Aims and objectives**
- 3. Profile of participants and selection**
- 4. Methodology used**
- 5. The activities day by day**
- 6. The team**
- 7. Results and impact**
- 8. Evaluation**

9. Annexes

Programme of the Seminar, final list of participants, results of partner matching and projects development, reports of the "sharing of good practices" workshops, workshops on priorities, outcomes of the regional realities workshops

1. Background of the Seminar

In 2007 the French National Agency of the Youth in Action Programme, the Regional SALTOs EuroMed, South East Europe (SEE) and Eastern Europe and Caucasus (EECA) together with European Commission and organised the seminar "Let's meet our Neighbours and the World".

The idea of having a big kick-off seminar that would open possibilities for cooperation with the Neighbouring Countries and the World within Youth in Action Programme arose in the end of 2006. The summaries of previous Youth Programme and experiences that many organizations gained in projects first with Third Countries, then with Partner Countries and now with the Neighbouring Partner Countries clearly showed a big need to support and develop the cooperation that goes much beyond the borders of European Union.

The natural follow up of last year's event is the actual Partnership Building Seminar, "Let's work with our neighbours", oriented to the work on the development of concrete projects and to the strengthening of the cooperation with the Neighbouring countries. This event has been supported by the three SALTO Regional Resource Centres and by the National Agencies of the Youth in Action programme of Slovenia (hosting country), France (host of last year "Let's meet...") and Poland (host of next year "Let's evaluate the work with neighbours"). In this way it becomes also clear the strategy of the stakeholders: a part aiming to increase the cooperation within the Youth in Action programme between programme and neighbouring countries they look for creating a process of building a sustainable cooperation with different phases (contact, work in progress and evaluation) and with the involvement of an increasing number of National Agencies and other important institutional actors.



Stakeholders of "Let's work with our neighbours"

2. Aims and objectives

Due to the unexpected but obvious change of different indicators prior to the seminar such as the profile of the selected participants, the size of the group, the level of experience in international cooperation and especially with neighbouring partner countries, the trainers team decided to slightly adjust its focus on expected outcomes without changing the main goal of the seminar.

Aim of the seminar:

"To increase the cooperation within the Youth in Action Programme between Programme and Neighbouring Partner Countries"

The objectives:

Objective 1: "To motivate participants to establish partnerships through exploring and learning about the Youth in Action Programme (especially Actions 2 - EVS and 3.1 - Youth in the World) and Neighbouring Partner Countries."

Objective 2: "To explore quality aspects of the Youth in Action Programme: Youth in Action Programme priorities, in relation with actions and youth work reality; regional procedures; good project practices; expected results;

Objective 3: "To support participants to identify and develop concrete bi- and/or cross-regional projects in the frame of the cooperation with Neighbouring countries."

The adjustments were principally based on the following:

Due to the high difference of experience in different areas among the participants the team decided to include sessions on some basic information in order to create a balance which is necessary for developing of future partnership projects; thus it was not possible to go deep into exchange of experience in the framework of cooperation with neighbouring countries.

3. Profile of participants and selection

Information on the Partnership Building Seminar have been spread by the Programme countries' National Agencies (coordinated by the Slovenian National Agency, which hosted the Seminar, and supported by the French and Polish NAs) and the Regional SALTOs.

The selection process was carried out by the SALTO Resource Centres (for Euro Med with the proposal by Euro Med Youth Units) and by the Programme countries' National Agencies, again coordinated by the Slovenian NA.

The 52 participants of "Let's work with our neighbours" have been selected among youth workers, youth leaders and project managers from Programme Countries and from Neighbouring Partner Countries, with this profile:

- mandate from their organisation;
- experience in Youth in Action Programme/ Youth Programme/other international youth programmes;
- representing organisations with experience in Youth in Action Programme/Youth Programme/other international youth programmes;
- motivation to promote cooperation and concrete projects with neighbours;



Faces of the neighbourhood in Velenje

English was the working language.

The Partnership Building Seminar "Let's WORK with our Neighbours" brought together 52 participants, from 30 different countries (Albania, Armenia, Azerbaijan, Belarus, Bulgaria, Croatia, Egypt, France, FYROMacedonia, Georgia, Israel, Italy, Jordan, Lebanon, Lithuania, Luxembourg, Moldova, Palestinian Authority, Poland, Portugal, Romania, Russian Federation, Serbia, Slovenia, Syria, Tunisia, Turkey, Ukraine, UNMIKosovo, United Kingdom)

From Programme countries: 22

From Eastern Europe and Caucasus countries (EECA): 11

From Meda countries: 10

From South East Europe countries (SEE): 9

4. Methodology used

The Partnership Building Seminar was organized using a wide range of methodological approaches. Mainly it was based on the toolbox of non-formal education/learning and the activities were learner-centered giving space for participants to mobilize the potential that was available in the group and work on the issues together with the trainers and resource persons.

To animate the process number of quizzes and simulations were used, alongside with frontal presentations from various stakeholders present during the event. In general it is important to note that the representatives of stakeholder agencies (three Regional SALTO resource Centres and 3 National Agencies of Youth in Action Programme) were actively involved in the whole process and contributing to it with their expertise and experience in YiA Programme.

Before starting the actual work on project ideas the priorities of youth in Action Programme in relation to the quality of the projects were investigated by participants in general, as well as 5 Priorities of YiA (4 general program priorities and the European Year of Intercultural Dialogue) were tackled through Workshops, where participants were choosing two of the priorities which match their personal and organizational interests.

As the PBS was mainly project-development oriented, from the starting point a range of methods were used to facilitate partner matching, sharing of potential project interests and raising the motivation of participants to work on possible project ideas from the first day. Besides the last one and half of days were especially dedicated to the project identification and development until the stage of semi-cooked application form. A special format of work was developed to facilitate this process as well as to provide ongoing support to project groups (coaching provided by couples formed by one trainer one of the representatives of stakeholder agencies per project group).

Participants has been invited, since the preparation phase before the event, where they have asked to present their expectations, and contributions, good practices as well as a questionnaire was sent to them to prepare personal/organizational/project theme presentations to be circulated to all of them before the event. Participants were empowered to feel the ownership of the space and of the Seminar wherever it was possible.

Ongoing evaluation of the activity was organized via "Energy Curve" method where the participants were asked to mark the level of the energy on a template put on the wall. Besides the team was constantly checking if the participants were following the process in order not to feel excluded and individual support was organized if such cases happened. At the end of the activity an overall evaluation of the project was realized using a "common questioner" for gathering feedback from all the participants on a huge questionnaire over the whole plenary hall, with specific questions on various project components and stages of the Partnership building activity.

5. The activities day by day

Monday, 2 of June

Arrival of participants

Participants arrived to Velenje. All of them were registered and got the welcome letter prepared by the Team with the package of information and materials. In the hall there were stands with photos and texts from "Let's meet..." to visualize the logical set of "Let's meet...", "Let's work..." and "Let's evaluate...".

Welcome evening

Aim: to create an atmosphere of trust, enjoyment and respect based on free communication among participants for working together. Prepare participants beforehand to the cultural diversity, gaining information from different cultural backgrounds. Putting participants in the shoes of each others, having experiences to represent own and different cultures.

Duration: 1h. 30

Description:

1/Preparation before the event: participants prepare themselves to an international welcome party. Everyone choose a character from an other regions' legend, myth, reality and wear the clothes and make up of the chosen character during the welcome evening.

2/Unofficial welcoming: some words in order to greet participants.

3/Party with Neighbours: participants have a badge with name and country. In the same time their clothes/make up represent one character from other regions' legend, myth, reality. They start to chat and discover the different characters. They should explain why they chose their character and who is it. The party has an open end.

Outcome: people started to approach each other making fun with characters. The warming up was successful.

Tuesday, 3 of June

Message from "Let's meet...", official opening and Seminar presentation

The morning was dedicated to recall the link with the previous event in Marly le Roi and to introduce "Let's work with our neighbours". We started with a short movie prepared during "Let's meet...", followed by short messages from the participants of the previous event.

Then the teamers presented themselves with short personal introductions and followed with presentations of stakeholders with a couple of key words on this event, which linked this event to the overall strategy behind.

The official opening saw inputs of Janez Škuly, Director of the Slovenian National Agency of the Youth in Action programme, Zorko Škvor, head of the Youth office of the ministry of the Slovenian republic, Srečko Meh, Mayor of the town Velenje.

After a short break we run a name game session with "crosswords dynamic" in order participants start to get to know each other and to warm up.

It followed a power point presentation of the aim/objectives, the programme, the methodology and then technicalities with logistic team announcing them on TV simulation.

The expectations and fears of participants were investigated through the "Fireplace of Neighbourhood" activity, where the participants were asked to present their expectations - "the pot on the fire", the challenges they see - "the steam", as well as the contributions that they can make - "the wood".

Group building activity

In the afternoon we opened with an energizing activity: the snowball fight.

Aim: to motivate participants to cooperate together; to get to know each other better.

Duration: 30 minutes

Description:

The game consisted in answering on a paper, individually, to 5 questions about: motivation to take part in this seminar, things that can make you happy, stereotypes you have or heard, experiences do you have within Youth in Action programme, expectation from the others, country.

After they started to play a snowball fight with the papers. At the end of the fight everybody caught one snowball paper and tried to find the owner asking questions.

Outcome: Participants had fun and collected a bit more information from each other.

Who is my neighbour?

Aim: to open the topic of neighbourhood in the European context (get to know neighbours, realities/context); to start discussion on "images" we have about each other and to give people the chance to revise them; to explore neighbourhood in YiA context and in European context.

Duration: 3h.

Description:

- Invite participants to divide in 7 groups in different corners/areas in the plenary

Regional (geographical) groups: Northern Africa, Middle East, Eastern Europe, Caucasus, South East Europe, Balkan, Programme countries "old EU", Programme countries "new EU".

- Each group will get instructions. They will get information which region they shall present (for example New EU will be Northern African countries, Northern African will be Balkan etc.)

- 30 min for discussion in "regional" groups and creation of the picture (it is possible to use every material what they can find; all group members have to take a part in the static sculpture/picture).

Each group will be assigned to:

a. discuss their understanding/knowledge of the culture, realities in another region.

b. use their own bodies and structure an "image" that can best describe the region.

- presentations/exposure of the image and discussion with possibilities to change figures

During the "photo exhibition" the real representatives of the presented region walk around the image and ask some of the figures about their role in the image and decide if the image really represents their culture/situation. If not, they are free to use the same "bodies" and change the picture and explain why. After this the next group will present the next region.

The facilitators moderate the process and the dialogue between participants. They keep the focus on the picture we have about neighbours and not on social or political issues.

- Reflection/general discussion on "who are the neighbours and why shall I care about them".

Pitfalls: with only two groups per time involved and a lot of people around looking to the scene in the middle sometimes there was a little lack of attention and some confusion.

Outcome: participants had a first deep insight on images about "the neighbours". We managed not to enter into political discussions and to keep the debate at level of image, stereotypes, prejudices. The discussion was quite interactive even if, due to the number of participants and to the setting, sometimes people lost concentration.

Partners' Fair and themes presentation

Aim: to allow participants to introduce their organisations; to get more information about the other organisations and the themes they are interested in.

Duration: 1 h. 30

Description:

Cocktail Evening "Wish you were here":

1/ Participants created their "cocktail" imagining that their organisation is a cocktail. Ingredients of the cocktail were information about their organisation: name and contacts, aim or motto; target group; activities; the structure (staff, young people, ages, volunteers, members); your most important/proudest moment as an organisation; "*Fruits in your cocktails: themes you are interested in work with!*", participants created a fruit or more (preparation before dinner).

After dinner:

2/ Fruit bingo: everybody received a bingo sheet with questions (selected themes from the questionnaire filled by participants). Whenever a participant made one line had to shout "bingo" and he/she got a real cocktail!

3/ Last step – there is big bingo sheet on the wall and people put their own names in those cells of bingo sheets. In this way we knew who brought which themes and who was interested in being partner. Followed a free discussions.

Pitfalls: the space allocated wasn't appropriate to run this activity and hadn't a proper place to hang on the posters.

Outcome: participants visited posters and discussed about the organisations. Everybody filled in the fruit bingo. The big sheet was full of names and participants have started to speak about ideas, themes and possible common projects.

Wednesday, 4 of June

Youth in Action in the framework of cooperation with neighbours

The morning started with Bernard Abrignagi from SALTO Euromed RC presenting the political framework of the Youth in Action Programme and its place in the framework of European neighbouring policy.

The presentation included basic information on the current challenges in European Union which are met by this political framework, information on the countries involved in European Neighbouring Policy (ENP), as well as basic information on its aims and ways/mechanisms of functioning. The presentation was followed by an interactive round of questions and answers.

The Youth in Action priorities: introduction

Aim: tackle the 4 priorities of the programme and the annual priority through an interactive session; provide a basic knowledge of priorities, creating an appetizer for the afternoon workshops; end up with the final choice of the workshops by participants.

Duration: 1h. 30

Description:

Participants were invited to enter in the "forest of priorities", where they founded some stations with different questions on posters: how can sport be a mean of active citizenship? Why is it important to know priorities? Where I can find more information on the priorities? Cultural diversity, is it equal or different than intercultural dialogue? Why is the preparation of year 2009 (European year of innovation and creativity and European parliament elections) in the list of priorities in 2008? European citizenship: what does it mean for organisations /participants from neighbourhood? What is active participation? What means inclusion?

Participants walked from one priority to another putting their comments on the posters and reacting to each other comments, like in a space with different chat rooms.

Outcome: participants shared their ideas, understandings and thoughts related to these questions. Stakeholders (trainers and representatives of present National Agencies) provided feedback on the collected thoughts and underlined direct links with European Commission ideas of the priorities as well as warned if they found something written that is not matching these ideas.

The Youth in Action priorities in depth: parallel workshops

In order to deepen with participants the 4 priorities of the Youth in Action Programme and the annual priority of 2008, trainers offered 5 parallel workshops (cultural diversity, inclusion, active participation, European citizenship and intercultural dialogue), in relation with actions and youth work reality. The 5 workshops were run twice so as to guarantee to each participant to follow 2.

For details and outcomes see the outlines in the annex.

Duration: 3 h.

Tales, games and food from the neighbourhood

For the dinner and the night participants prepared an intercultural activity with the help of the facilitators.

Aim: to create a chance for sharing cultural elements (identity, food, drinks, tales, games, music, dances, etc.) in a funny, relaxed and creative way.

Duration: the all evening

Description:

1/Preparation of the presentation in mixed groups: the participants were divided in advance into 7 balanced (gender/nationality) groups of approx. 10 participants each. Each group discussed the individual characteristics present in it and develop a new fictional identity, inventing a new folk group based on these values and characteristics. They created a common and creative way

(including appearance, clothing, behaviour) how to present the food and drinks they brought for the intercultural evening.

2/Presentation of the groups and their food & drinks and dinner of the neighbours.

3/After we opened in parallel two spaces of the neighbours: 1) tales and 2) games.

5/Dances of the neighbours, self managed.

Pitfalls: we didn't have many people offering to tell their countries tales and to play their games. The space was not enough for a proper party with aside activities.

Outcome: participants enjoyed the activity, even if there was a lot of confusion due to the difficulty to move from one side to the other with all of them. Tales and games took place only partly. Self managed dances ended up the night.

Thursday, 5 of June

Regional procedures and strategies

The day started with the presentation by the SALTOS representatives of the different procedures and strategies in the 3 neighbouring regions (EECA, EuroMed, SEE).

Aim: to give a basic knowledge of the procedures; to answer to doubts of the participants.

Duration: 1 h.

Description:

There were 3 parallel regional workshops led by the SALTOS responsible (each chose the most convenient format). Participants could decide were to show up. Trainers are resource persons.

Mainly the format was an introduction with basic information (through power points, open discussion or quiz) and space for questions.

Outcome: participants learnt about the new features of Youth in Action Programme in an interactive way and got a basic understanding of the regional procedures and of the available support at regional level.

Regional procedures and realities

Aim: to share experience of reality in the youth projects; to try to see possible solutions to obstacles together with the SALTOS regional responsible and the other mate participants.

Duration: 1 h. 45

Description:

There were 2 repeated sessions of 45 minutes in 4 spaces according to the place in which the projects are implemented (all of them in neighbours cooperation). Participants could choose where to go and contribute. SALTOS responsible and trainers were resource persons to support the discussion and the search of solutions.

Sharing experience of reality: prepare cards of issues that people would like to discuss. Then we discuss about the problems, the solutions and hints.

Owners of the cards have to take notes about "best practice", "solutions" and "hints"

They also have cards "!" and "?"

Pitfalls: it would have been better to do only one round of realities but going deeper. A lot of questions were not attended for the lack of time and mainly visa issue was taking all the allocated time.

Outcome: there were some interesting discussions about sensible issues and obstacles in the implementation of projects within the neighbouring cooperation. The most repeated one was about visa issue. See the result of the different regional meetings in the annex.

Slovenia discovery

Aim: to create a nice atmosphere of cooperation, discovery of cultural differences, have fun, communication, play, taste something of Slovenia and relax.

Duration: the all afternoon

Description:

1/ Visit to the coal mine: Slovenian NA organised visit and a tour in the still active/productive coal mine in Velenje.

2/ Outdoor activities – proposed by the youth centre. Participants had a chance to use sport (football, basketball, badminton, ping-pong) to get in better connection and to have fun. Some of participants used that time just to chat and relax.

In the second part members of Youth centre engaged all participants in a small tournament through some traditional and funny games.

Pitfalls: originally this part was plan to be completely outdoor, to integrate discovery of the town, important parts and to have sport with youth centre at the nearby lake, as well as to conclude the night there with the barbecue. Unfortunately, due to the rainy day we had to reorganise the whole plan.

Outcome: participants enjoyed very much in exploring the mine and sport afterwards. This activity also contributed to the group dynamic.

The Youth in Action programme, for beginners (optional)

As we realized that there was quite a good number of beginners attending the Seminar, we offered during the free night an optional workshop for beginners on the aims and actions of the Youth in Action programme.

Aim: to introduce the Youth in Action programme, its features with focus on the cooperation with Neighbouring countries in order to ensure the basic understanding.

Duration: 1 h.30

Description:

1/ YiA was introduced with general elements (aim, objectives, priorities, who implements it, role of SALTO centres, other available support structures, who can participate, and actions in general).

2/Action 2 – European voluntary service and Action 3.1. Cooperation with the neighborhood countries were presented with more details.

3/ specific situation and opportunities for each region (MEDA, SEE, EECA) were presented.

During the power point presentation participants had the chance to share their experiences and to ask questions. Resource persons were answering questions and interpreting Programme Guide.

Outcome: participants got the basic idea about the programme and its opportunities for them and their organisations. Present participants asked very concrete questions on which resource persons answered. During this optional session there were around 15 participants from different Regions and Programme countries as well.

Friday, 6 of June

Sharing of good practices

We started with workshops in which participants had the chance to exchange about their good practices.

Aim: to provide space for exchange of practices and experience of participants; to learn about experience of others with YOUTH/Youth in Action Programme

Duration: 1 h.

Description:

1/Participants were invited before the seminar and at the early beginning of the seminar to present good practices to their peers.

2/With participants that showed the interest two prep-meetings were organised in order to identify quality elements in their practices as well as to structure the sessions, agree about the concept and expected results.

3/The session starts with a short introduction to the importance of sharing, to the presentations and the structure (each presenter prepared poster and short advertisement for own session). Then participants chose the workshop they want to attend and workshops started in parallel (30 min)

Guidelines for presenters:

- Type of activity
- Aim/objective
- Partners

- How idea was born?
- Milestones from the idea until the activity
- Main outcomes
- What have happened after the activity finished
- WHY THIS IS A GOOD PROJECT?

Each presenter got a template for a brief report in order to share results with others

Pitfalls: originally was planned to have two rows of sessions, so that participants can choose and to follow 2 different project experiences. Due to the need of participants to learn more about recognition of the learning outcomes, we shortened this block for one round and after that session on recognition of non formal education and Youthpass started.

Outcome: see in the annex the reports of the single workshops.

Workshop on recognition of non formal education and Youthpass presentation

Gilles Baccala, from the French National Agency presented a short workshop (45 minutes) on recognition of non formal education in the youth field and introduced the key competences of the Youthpass.

Project identification

After the sharing of good practices and the introduction on recognition we passed to the moment of the work toward the future: a step by step process to move the ideas into action. The first part was dedicated to the identification of what is a project.

Aim: to train participants in project management by using Non Formal Education approach; to introduce the life cycle of a project; to simulate an international cooperation in a project.

Duration: 2 h.

a) Description of the Project Cycle Management

Input with a Powerpoint presenting the projects' criteria:

Projects have a purpose, are realistic, are limited in time and space, are complex, are collective, are unique, are an adventure, can be assessed, are made up of stages.

It followed a short interactive introduction:

- The simple life cycle of a project...

Short brainstorm in the plenary: which are the 4 general stages within each project?

Defining / Planning+Preparing / Implementing / Evaluating / Follow-up

- The w-questions: introduction of 5-burns on a bed! Which are the key-questions which are necessary to be answered while defining a project? (Who/For whom – Why – What (for)- What – Where – When and How): participants have to put them in a logical order...

b) The project tree

Planting a project tree along the "W" questions. 10 groups. Participants are divided in two-three groups. Each group receives a diagram, including empty boxes and squares. In addition they receive two types of "keyword boxes/squares" (Steps + W questions). Now they must try to put the boxes/squares in the right "empty" boxes/squares. It follows a BINGO-like input by the trainer: defining and explaining the cycle of a project.

Outcome: as usual linguistic differences of the meaning of terms (such as *what*, *what for* and *why*) caused some confusion. This usually doesn't happen in a group with the same language or if group is more experienced in using them. Thus the work on the project tree turned out to be rather difficult and could only partly achieve the expected outcome. The general framework of the presentation was appreciated however, due to time pressure and very different levels of experience in project development, the presentation - which was planned to be more relaxed and interactive - turned into a "strict" and formal one in order to provide the "most" necessary information before the project groups start their work.

Project development

Aim: to facilitate contact making among the representing regions and countries; to make the first steps of project development on European Voluntary Service (A2) and International Youth Exchange and Training and Networking (A3) projects on the basis of the four Youth in Action priorities plus the annual priority; to train participants to build quality projects.

Duration: 1 h. 30 + 1 h. 30

Description:

Trees of ideas:

1/ Introduction of the task: 5 flipchart-trees are hanged on the wall: 1. European Citizenship 2. Cultural Diversity 3. Inclusion 4. Participation and 5. Intercultural Dialogue tree. Participants are

asked to go under the chosen tree which fit best to their personal and organisational interest in order to discuss future cooperation in the frame of the chosen priority. The result will be 5 groups (max. 15 people per group). Each group is facilitated by one trainer and meets at a pre-defined space.

2/ Everybody who has an idea should cut a fruit or use the one which was made during Cocktail evening. The fruit should include a short description and the theme of the suggested project, the name of the owner and the name of the represented organisation. Only one idea should be created: the most important for the young people they work with and their organisation. Guideline on inspiring project ideas will be given to participants.

3/ One by one they present their ideas and try to find the similarities among the ideas. They stick their fruits close to each other on the flipchart-tree. If necessary the facilitator will cluster the ideas together with the group and this way set-up some project groups. Every one has the chance to sign-in in one group. One project group should consist of min. 2 and max. 6 people.

4/ Each group find a "space" and discuss deeper for 30 minutes the general concept of the ideas they have. The aim is to decide on a general framework.

Project development in teams

1/ The general frame work of each project is presented in each priority-tree group once again. Participants have the chance to finally decide in which group they want to contribute.

2/ Then they go back to each fruit-group and discuss the project in all its details on the basis of the following 5 questions: Who? What? When? Where? How? (as a result the projects have to be described on a flipchart according to a given structure).

3/ The flipcharts are hanged in a common space as in a gallery.

Outcome: the general development of the first project ideas was satisfactory and provided enough "food" for thought and further development.

When planning we agreed in team that to divide the group according to their organisational priorities and motivation was the best way for such a big group and the short time we had.

The presentations on flipcharts helped participants to get a general picture about the different project ideas. Some participants decided to change group at the next day.

Optional movie marathon

Movie marathon started after dinner and it was optional. Participants received beforehand the poster with the programme of movies and a short introduction, describing the link of these movies with the main aims of the event. All the movies were connected with the context of the Seminar. More than 20 people took part in the marathon and quite a lot of them watched the whole set of movies, although it continued till late night. The reactions of participants were quite positive, in between one and the other there have been even moments of debate.

The first movie was "Nomadak TX", a documentary realized in 2006 by a Basque director. It's about a musical instrument, Txalaparta, that is played by two persons: the music that comes out is not belonging to any of the two, but to the fact of the meeting and of the dialogue. The second proposal was "Ilha das Flores" (Island of Flowers), a short Brazilian documentary which is ironically reflecting on the current problems of our civilization (like human rights, poverty, etc.)

Third movie in the programme was the Spanish "14 kilometres", about a bunch of young Africans trying to escape their country and seeking for a better future in Europe.

The movie marathon was finalized by a commercial movie "The terminal", telling a story of a citizen of an invented country, Crokozia, which find himself locked in the Airport of New York because of political problems in the country.

Saturday, 7 of June

Project development

In the morning it continued the work in project groups, aimed to further develop the project ideas and to present the results in plenary during the following session.

Participants were briefed about the steps and the responsibility to manage the time. They received a short input about a simplified application form which was given then to each project group and they started to fill in together. They were consulted from time to time by the trainers, SALTOs and NAs.

Outcome: see the results of the project development in the annex.

Project sharing

At the beginning of the afternoon it was the time of sharing the results of the project groups.

Aim: to present the developed projects, to receive feedback, to negotiate/lobby and look for possible partners.

Duration: 1 h.

Description:

1/ Projects groups introduced an "advertisement" presentation of their project in 2 minutes, mentioning theme, partners, timing and place of the activity. Hosting and other partners were indicated in the big the map with sticky spots.

2/Participants had time for asking questions, negotiate, look for additional partners from other groups...

Outcome: each Project group had the chance to introduce briefly the Project idea, the timing and asking for new partners, if needed. There was space for questions and clarifications. And also a free space for talking and negotiate with participants from other projects groups, enhancing the possibilities to create new partnerships.

The overall work of the projects groups was visualized on the big map with the Programme and the Neighbouring countries: it was possible to see where the projects potentially will take place and where are located the partners. The big map image gave to participants a sense of belonging to the "Let's...with our neighbours" process.



The results of the partner matching and projects development

Summing up and closing

Later we had the conclusion of "Let's work with our neighbours". In the big cinema it was shown a short video portraying the main moments of the event. We had also a Power Point presentation prepared by the team with a summing up of the results of the Partnership Building Seminar.

In name of the stakeholders Bernard Abrignani, head of SALTO EuroMed Resource Centre, Matjaz Dragar, representative of the Slovenian National Agency of the Youth in Action programme, and Tomek Bratek, Director of the Polish National Agency, said some final words. Then all the participants were invited on the stage to receive their certificates.

Evaluation

Aim: to evaluate the Partnership Building Seminar according to the objectives, content, structure and logistics; to evaluate the group and personal learning process of the participants.

Duration: 1 h. 30

Description:

1/ Expectations were recalled and people could write and put in a pot what they felt positive and what they missed (Lost and Founds: see them in the chapter "Evaluation")

2/ Socio-diagram: participants were expected to draw, write and give grades for elements of the programme, structure of the whole PBS, the logistics of the PBS, trainers, and learning outcome on a big carpet-sheet.

3/ Cooperation/energizing game to close the overall Seminar.

Pitfalls: lack of time for any kind of verbal and individual evaluation. Some participants didn't feel comfortable to write down her evaluation on a paper in front of others.

Outcome: participants made written evaluation of the whole seminar using the evaluation carpet-sheet and the pot (the results are in the "Evaluation" chapter). They could do it without the presence of trainers.

Till Poland Party

After dinner we had an introduction the next step in Poland, which will be the country that will host next year "Let's evaluate the work with our neighbours".

First we had a welcoming speech by Tomek Bratek, the head of the Polish National Agency, which introduced the aim of "Let's evaluate the work with our Neighbours" and motivated participants to submit the projects developed during the seminar.

and then the Polish participants and stakeholders gave a small taste of Poland, organizing a session/workshop of Polonaise dance.

After we were invited to participate to a cocktail party and concert by the Velenje Youth Centre, were we had our farewell, wishing good neighbouring cooperation and projects.

6. The team

The Seminar counted on a facilitation/training team composed of 6 trainers coming from different countries (3 from Programme Countries, and one from each Partner region), experienced in partner countries cooperation. The bigger team, including stakeholders, counted on one officer from Slovenian, Polish and French National Agency as well as one officer from each regional SALTO Euromed, SEE and EECA.

The **facilitation team** was composed by:

Areg Tadevosyan, International Centre for Intercultural Research, Learning and Dialogue, Armenia

Hiba Tibi, free lance trainer, Palestine (she was present during the preparation phase but not allowed to enter the Schengen area during the implementation of the Seminar)

Lidija Burič, free lance trainer, Croatia

Mara Arvai, free lance trainer, Hungary

Behrooz Motamed-Afshari, free lance trainer, Germany, currently living in Turkey

The team was coordinated by *Davide Tonon*, free lance trainer, Italy-Spain



The team and the stakeholders during the preparation meeting

The **logistic team** was composed by:

Katja Gorsek, Slovenian National Agency of the Youth in Action Programme.

Maija Lehto, SALTO South East Europe.

The **stakeholders team** was composed by:

Janez Škuly, Director of the Slovenian National Agency of Youth in Action.

Matjaz Dragar, Slovenian National Agency of Youth in Action.

Katja Gorsek, Slovenian National Agency of Youth in Action.

Andriy Pavlovych, SALTO Eastern Europe and Caucasus

Bernard Abrignani, SALTO Euro Med.

Stephanie Henry, SALTO Euro Med.

Maija Lehto, SALTO South East Europe.

Sonja Mitter, SALTO South East Europe.

Gilles Baccala, French National Agency of Youth in Action.

Tomek Bratek, Director of the Polish National Agency of Youth in Action.

Karolina Suchecka, Polish National Agency of Youth in Action.

7. Results and impact

Following set aim and objectives, we can conclude that Let's work with our neighbours contribute a lot to the overall aim and as a follow up of this activity we will have increased cooperation within the Youth in Action Programme between Programme and Neighbouring Partner Countries. 52 very motivated participants expressed big will and readiness to continue to cooperate and to develop projects together after the seminar. The Seminar fulfilled the objectives in following way:

Aim and Objectives:

- "To increase the cooperation within the Youth in Action Programme between Programme and Neighbouring Partner Countries"

We think we managed to achieve the overall aim with this event: through the programme it was developed a group atmosphere of trust and support that contributes to this general aim.

Participants started to cooperate during the whole event and free time. We were able to motivate the curious participants and strengthen the willingness of already motivated participants in order to prepare and run projects with neighbours.

But it's important to note that this is just the "day-after" effect and it is very much up to them and their organisations if this cooperation can/will be continued.

Beside direct results of this 4 days seminar, the activity certainly had an impact on young people in Velenje (members and beneficiaries of the Youth Centre Velenje and local people). During 4 days in their town there were people with different backgrounds, colours, styles and all locals accepted us very well and with interest. For participants this experience was very interesting and useful. Some of them had a chance for the first time to meet people from some countries. As well, some of them were for the first time in Slovenia and were impressed by natural and other heritage of that middle European county.

- Objective 1: "To motivate participants to establish sustainable partnerships through exploring and learning about the Youth in Action Programme (especially Actions 2 - EVS and 3.1- Youth in the World) and Neighbouring Partner Countries."

We achieved this objective only partly. Participants are now motivated but we don't feel that these first connections and cooperation during the seminar are already sustainable partnerships. Most of them found partners and some nice projects and the process finished in that point. To make a partnership sustainable is needed more time, support and practices. Many of our participants didn't have any experiences with the Programme, so to fulfil the objective it would be needed a coaching system in order to support project groups to build up partnerships and make them sustainable.

- Objective 2: "To explore quality aspects of the Youth in Action Programme:

(1) Youth in Action Programme priorities, in relation with actions and youth work reality;"

Participants could taste the meaning of priorities within Youth in Action. The workshops on priorities were like an open door for participants just go in depth and they served also as starting point for the development of future projects. It was very important to emphasise on the importance of the priorities in the context of Youth in Action.

(2) regional procedures;

Participants had the opportunity to explore particularities of certain regions although in many case there was no time to go more in depth. Time we dedicated to this part was too short. We would need also better mixed working groups.

Anyway if participants did and will do they "homework" - read all supported documents that were introduced before the seminar and publications from different regional SALTOS-YOUTH RCs that were distributed during the seminar - this part will be achieved fully.

(3) good project practices;

Participants evaluated this part as a successful element of the Seminar. By the way it's clear that the time allocated for sharing the good practices was not enough.

We can say that through formal time (sessions on good practices run by participants, where trainers guided presenters to introduce quality elements in their projects) and informal time (discussions and sharing during breaks and free time) the goal was achieved and participants got ideas of projects that can be organised.

(4) expected results;

The expectation to come out with "projects" was achieved in general, but we did not achieve particularly the objective of "quality projects" for the majority of the 12 developed projects (and more "unofficial" which were created) during the Seminar. This especially because of the low

level of understanding/experience among the majority of the participants, who needed a special attention on improvement of basic information to start the projects than on the quality of the expected results. Most of them were really beginners and don't have so many knowledge and experience on youth exchanges or other Youth in Action projects.

- Objective 3: **"To support participants to identify and develop concrete bi- and/or cross-regional projects in the frame of the cooperation with Neighbouring countries."**

Definitely this objective was fulfilled. Participants were supported by team of trainers as well as stakeholders (present NA and SALTO RC staff) through individual and group support. Also the process of identifying and developing projects' ideas was done in supportive way, where different methods and approaches were used in order that each participant can express him/herself. Participants developed some nice and innovative ideas during the seminar. The majority is concrete and among 12 projects all foresee a cooperation with neighbouring countries (bi and/or cross regional projects). Three of them has cross-regional character and include 2 or even 3 Partner regions. Thematically, project ideas are covering big varieties of themes/aims: cultural diversity and dialogue; European citizenship; fighting xenophobia; voluntarism and work with disable people; using sport as promotion of healthy life style; developing social skills to de-privilege young people (entering labour market).

8. Evaluation

Lost and founds (by participants)

Something that was missing or you would like to change

1. Team building at the beginning of seminar.
2. There are not people from many counters.
3. I missed free time
4. It was Full Program and many Participants's so we couldn't find Time to know each other.
5. What to say...
I miss a bit more time: Activity with partner I want as "open space technology"
Some session was really interesting but planed with not enough time.
I miss Areg in our party let him work less.
- 6.-Time
7. Lack of time for the most Important issues: Participants of each region (day 4), good practices (day 5) and project development (days 5-6) + (day 2) presentation of each organization too much in a hurry! And not easy to deal with partners that we have not chosen...
8. Time for discussions during the day (cause in the evening not everyone is ready to talk on project topics)
9. - I think it will be better to work more on projects, up to me we hadn't enough time for planning and building up our partnership
-I want more good practices!!!!
10. Sun!!!
11. Please, make seminar more dynamic. Yes, it`s a seminar, but it`s hard to sit a whole day on our butt during 7 days.
More movement!
Ice-breakers, games, anything....
- 12.-More program countries.
-More beautiful girls...
-More time to discover Slovenia.
13. I expected a little more experience of the participants.
The most was good.
14. More workshops on priority issues
Daily evaluations
Name game (to get to know other's names and countries they come from at the very beginning)
More précised info about daily timetable (What? When? Where?)
15. No activities, which helps to find out if someone is reliable
16. I still don't know much about specific SEE and MEDA countries
17. Being on time
18. Too little time for some activities
19. The line (very thin) between belongings to the country and to the NGOs personal actors
In such multicultural world, should the seminar serve to the belongings of country or belongings to the multiculturalism as ??????????????????????????????????????
20. Ugly girls
21. -"Iceberg" models
- Project development
22. Missing:
More time to presentations of each organization
23. Rain
24. Better explanation of the concept of European Citizenship
Better organized international evening
Internet
25. New skills, Good Team work
26. Sunny weather
Participants from other EU countries (Germany, Sweden, Spain)
I would like to have more name games and ice breaking games
27. Summary of active participation training was Unclear

28. May be we could have more time to present to the others our NGO, the name that we wrote to the poster, but we didn't have much time to know and explore them.

29. Should be:

-More presentations of good practices

-Not enough time for presentation of EACH participant's country

-Less time for project building-concrete applications, are not so interesting

30. Time for projects planning

31. Lack of time for project development-too short, one more half a day needed!

32. S...

33. More work in small groups

More involving the organizations which work with disabled young people

34. N/A

35. No internet for all

36. Missing: more time for developing project ideas more time for switching to other groups for partnerships

Barbecue missing

Stakeholder from executive agency missing (but "thanks" to other stakeholders for the enjoys)

Missing you Already

37. NO comment

38. Hiba

39. Not enough time to work on projects

40. Was a big group that I could get to know people?

The team building wasn't very effective.

Achievements and Results

1. Some new info about getting know other cultures (cultural diversity training)

2. Gained knowledge through experience about other cultures (MEDA!)

3. Development in 3.1 YIA

4. Experience in working with different regions

New project idea

New partnerships (hopefully reliable ones)

5. I like that we had free time

A lot of ideas, creativity, new projects

Great friendship

Motivation and spirit, all the best

6. Partnership

7. Results: To know other cultures from another countries, to facilitate new partnerships in youth in action

8. Got to know some potential partners

Established good partnerships with some people

Refreshed my info on Project management

9. I have found many very good friends

I have found valuable partners for present

I have seen the most beautiful girl in the world here

10. New partnership and new friends

11. New partnership

More information about YIA

Ideas for projects and practices

Energy in the heart for future work

12. Network, friends☺, usual info, good mood, project

13. Some new info about YIA gained

14. New projects, people, partners, friends

15. New ideas, partners

16. Partnership

17. Contacts and project ideas

18. Many partners found, hope to realize a huge and good project

We had a lot of fun, I liked it

We had GREAT Trainers

19. Project ideas, new partners, developed projects, friends

20. I find more about EVS
I find more about Youth in Action , even I thought I know much, I have realize that I have to tackle once again "Youth in Action Bible"

21. I train my not so good English
I met new, kind, interesting people from different countries, I learnt tolerate and broke stereotypes
I think I don't hesitate make youth exchange

21. 3 concrete projects ideas, 4 concrete project proposals, 8 possible partners, 3 sure partners
New insights on many aspects of YIA program
New knowledge on some Jordan, Syria, Egypt and Palestine cultural traditions
BIG emotion towards the whole group
Friendships
Fabulous cooperation
Picture with TITO
Great energy during the whole project
Thank you

22. trainers and methodology Thank you
Very very very nice, experienced and motivated participant
Very successful result
Thank you

23. I found very good partners here for my future projects.
I got more info about other neighboring MEDA and Caucasus courtiers; (culture exchange) youth work etc.

24. 2 already cooked projects
Tight cooperation with:
Scotland org.-another proj.on the day
Polish org.-Ideas fixed and prep.
Turkish org.-Ideas start to organize.
Egyptian org.-hopefully more
Macedonian org.-hopefully more

25. Fantastic collaboration and understanding between partners in my project group
Basic friend for future plays
New friendships
Thank you for the t-shirts☺

26. New contacts and information of organizations
Wider picture what`s going on in SALTO SEE
Information from the fist hand (the, etc)

27. Not neighbors but friends
Learning-Sharing-Learning Experience
Ready for sustainable cooperation

28. Contacts
Friends
Energy and Optimizer for my work
Information about their cultures
A child ☺

29. Very good intercultural dimension

30. The Event was completely full and rich with new experiences going from it.
Trainers were very nice and lovely

31. New faces☺
New potential partners for my Organization and new projects.
One really good and realistic project
Lot of new ideas for projects and partnership
Fun
Usefully information and suggestions from team
Hope and wish to continue working in YIA

32. All the information was really good and useful for me especially I don`t have a lot of experience.
To know new people and new org. it was really good for me.

Thank you so much

I think that I find new partners, and concrete projects, the reason why I came here

33. Have a clear vision of the new programmer YIA

Project idea has got a clearer shape

Have more enthusiasm to realize the project

34. I know many panthers from other countries and we could already build something with other partners concerning our common priorities and preoccupation

35. Everything was OK almost perfect

This was one of most professional organized and realized seminars on which I was participate

I love you all of you Alexander the Macedonian☺

36. New contacts with:

-personalities

-organizations

Good practices discovered

General approach to the YIA program, action 3.1, Youthpass

Group work-project building

37. It was very good seminar. I am learning a lot.

Thanks to all trainers and participants

38. Great!!! Program trainers found lots of great ideas and tips for projects

Found partnerships for potential projects

39. New panthers

New European Youth exchange in Action 3.1

I know better:

-training of EU YIA

-project can be possible with MEDA, SEE, EECA and I hope to do that

-Youth pass

-Try neighbors

How to do project in Action 3.1

40. Lots of new partners

Development of ideas of nice project

The discovering of Velinje

Good practices

I know much better my neighbors

Knowledge of the applicant procedures to build a project with a neighboring country

41. Found partners

Learned about possible risks of YIA (cheating or corruption-organizations that earn money with YIA)

42. More materials (presentations etc.)

43. I will apply for a project at 1st of November.

I have more than 3 new partners.

I will be partner in a project which will be applied in Macedonia.

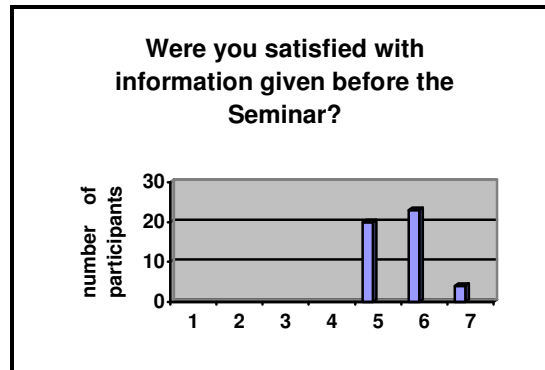
I had flu

General Evaluation

The evaluation provides with an overview of the results of the partnership building seminar for 48 youth workers, youth leaders. At the end of the partnership building seminar participants were asked to fill in the carpet sociogram evaluation questionnaire answering to several questions. The analysis of the results from the carpet sociogram is given below.

1. Were you satisfied with the information given before the Seminar?:

We were curious about the information given of the Seminar from the side of organisers. 4 participants of the group chose "7" in the scale "1" (dissatisfied) to "6" (satisfied). 23 people marked "6" and 20 person marked "5". The graph below shows the results:

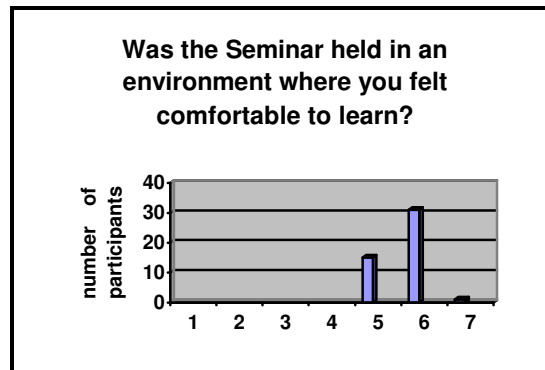


Comments:

- "Good!
- Missed short Youth in Action presentation (especially EUROMED).
- Even too much information!"

2. Was the Seminar held in an environment where you felt comfortable to learn?

1 participant of the group chose "7" in the scale "1" (dissatisfied) to "6" (satisfied). 31 people marked "6" and 15 person marked "5". The graph below shows the results:

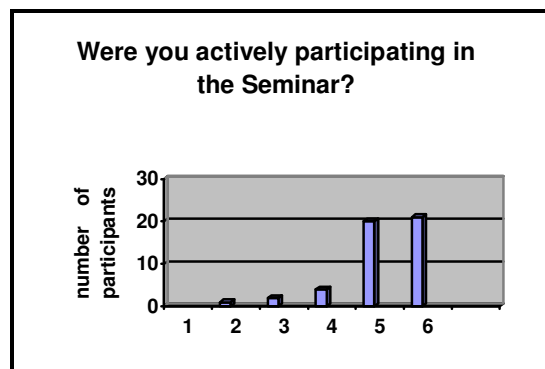


Comments:

- "Great!
- Perfect!
- Maybe except cinemas!
- Yes since it was isolated and we could focus on work."

3. Were you actively participating in the Seminar?

21 participants of the group chose "6" in the scale "1" (dissatisfied) to "6" (satisfied). 20 people marked "5" and 4 persons marked "4". 2 participants marked "3" and one signed "2". The graph below shows the results:

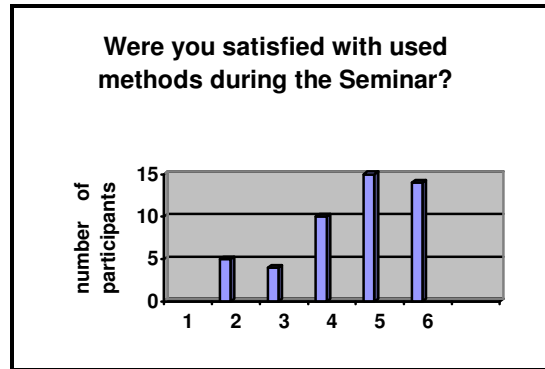


Comments:

- "Sometimes I need more time to digest info.
- Absolutely!"

4. Were you satisfied with used methods during the Seminar?

14 participants of the group chose "6" in the scale "1" (dissatisfied) to "6" (satisfied). 15 people marked "5" and 10 persons marked "4". 4 participants marked "3" and 5 signed "2". The graph below shows the results:

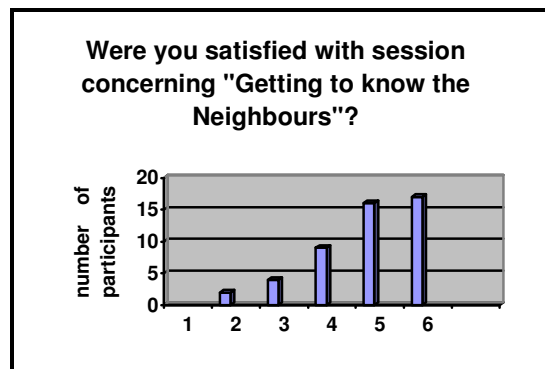


Comments:

- "Yes, thank you!
- Very good!
- Methods were supportive.
- Almost nothing new and not enough various.
- Lots of sharing, practical information, workshops, super!
- Apart from the methods used for the project development.
- I know almost nothing how participants act in tasks."

5. Were you satisfied with session concerning "Getting to know the Neighbours"?

17 participants of the group chose "6" in the scale "1" (dissatisfied) to "6" (satisfied). 16 people marked "5" and 9 persons marked "4". 4 participants marked "3" and 5 signed "2". The graph below shows the results:

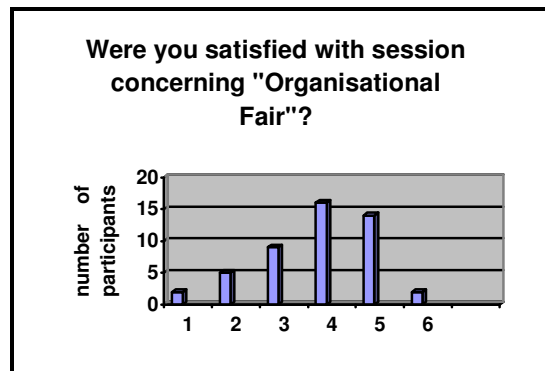


Comments:

- "Too much confusion. Stereotypes come up instead of going away.
- Maybe better for analysing stereotypes.
- A bit long.
- Very interesting! I will definitely share it with my trainers and use it in the future.
- I would like to know more about each country and not only each region.
- Interesting, but we didn't develop more feedback.
- I am not sure we got to know our neighbours but we laughed a bit.

6. Were you satisfied with session concerning "Organisational fair"?

2 participants of the group chose "6" in the scale "1" (dissatisfied) to "6" (satisfied). 14 people marked "5" and 16 persons marked "4". 9 participants marked "3" and 5 signed "2", two chose "1". The graph below shows the results:

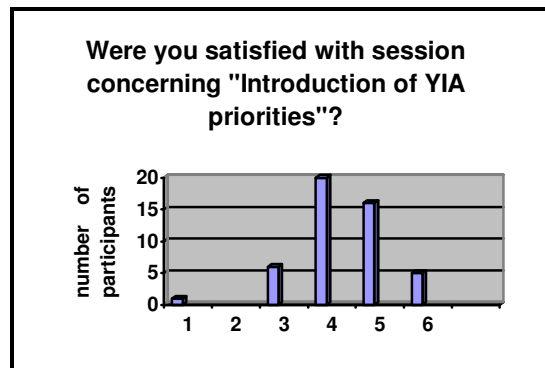


Comments:

- "Huge mess, no knowledge about other countries and organisations afterwards.
- I didn't get a cocktail.
- It's just as normal everywhere.
- Would be very helpful to have handouts with brief info about organisations in advance. And also to have the charter (tabelle) with names of people interested in specific topics (printed the next day to speak the people in the same topic.
- It was too confusing, too many people and couldn't represent properly our organisation still we get to know each other and it was good!
- Too short and not appropriate place!
- It made me to become artistically creative after many years☺ but Bingo lost the meaning!
- I would prefer having more time to listen each other presentations (in a deeper way). "

7. Were you satisfied with session concerning "Introduction of YIA priorities"?

2 participants of the group chose "6" in the scale "1" (dissatisfied) to "6" (satisfied). 14 people marked "5" and 16 persons marked "4". 9 participants marked "3" and 5 signed "2", two chose "1". The graph below shows the results:



Comments:

- "Idea of urban jungle I didn't understand well, but it was great brainstorming after the walking part. Great to see other people's thoughts!
- Interesting but too long compared to the little time we had for the project development.
- Some questions are too obvious to answer.
- PP Presentation is not good method!"

8. Were you satisfied with session concerning "Workshops of priorities"?

13 participants of the group chose "6" in the scale "1" (dissatisfied) to "6" (satisfied). 10 people marked "5" and 9 persons marked "4". 3 participants marked "3" and 2 signed "2", one chose "1". The graph below shows the results:

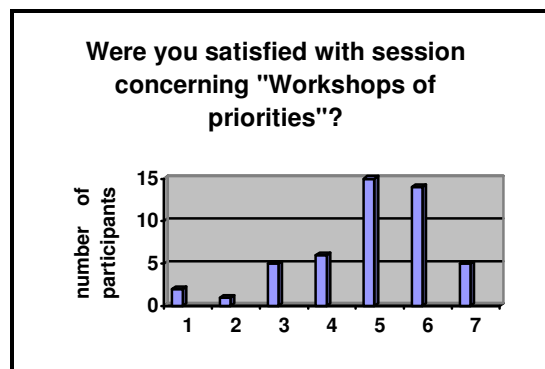


Comments:

- " Davide's workshop – the best!
- Active and interesting.
- I liked hotel game very much at cultural diversity.
- It was confusing because group did not respond in "right" way. We didn't understand each other much, but I understood presented explanation of European citizenship which was useful as I thought an other issues for that topic.
- Active participation – 1, cultural diversity – 6 = 3,5"

9. Were you satisfied with session concerning "Tale, games and food from the Neighbours evening "?

Again somebody counted "7" and all together 5 people chose this grade. 14 participants of the group chose "6" in the scale "1" (dissatisfied) to "6" (satisfied). 15 people marked "5" and 6 persons marked "4". 5 participants marked "3" and 1 signed "2", two chose "1". The graph below shows the results:

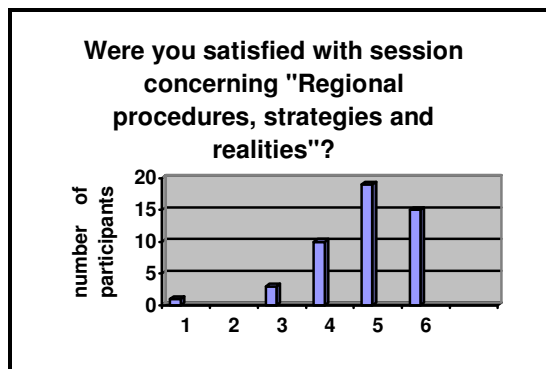


Comments:

- "Mess, mess, mess.
- Frustration.
- Great!
- So much rakkia!
- I didn't know from each country were the food that I was eating. Too messy!
- Interesting but a bit chaotic and it could be organised in better way.
- There should not be restaurant food!"

10. Were you satisfied with session concerning "Regional procedures, strategies and realities"?

Again somebody counted "7" and all together 5 people chose this grade. 14 participants of the group chose "6" in the scale "1" (dissatisfied) to "6" (satisfied). 15 people marked "5" and 6 persons marked "4". 5 participants marked "3" and 1 signed "2", two chose "1". The graph below shows the results:

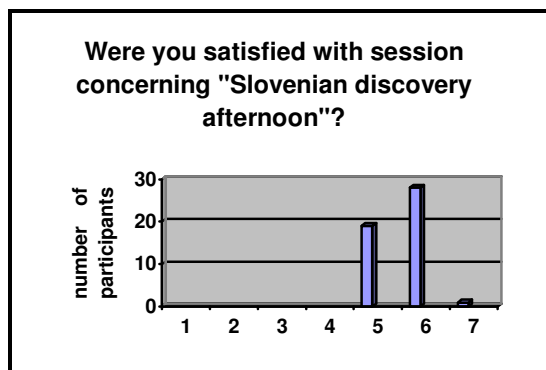


Comments:

- Not long enough!
- First part started as good (SEE) but we didn't have time to deal with all issues and second part (PC) was dealing only with visa issue which probably is not the only obstacle.
- Was not enough time to discuss and find solution.
- Get nothing practical and useful."

11. Were you satisfied with session concerning "Slovenian discovery afternoon"?

Again somebody counted "7" and all together 1 people chose this grade. 28 participants of the group chose "6" in the scale "1" (dissatisfied) to "6" (satisfied). 19 people marked "5" and nobody marked any of the others. The graph below shows the results:

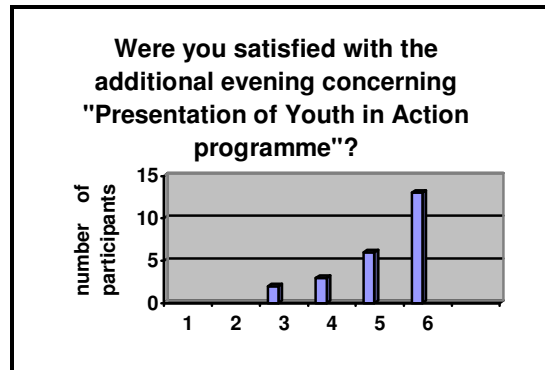


Comments:

- "Very good!
- Cool! I liked it very much!
- Mine was perfect!
- Yes, very useful. Always wanted to do something similar! Bravo, thank you!
- I liked ping - pong and badminton, but it was a bit hard to hear the people from youth centre.
- 6 for sport!"

12. Were you satisfied with the additional evening concerning "Presentation of Youth in Action programme"?

13 participants of the group chose "6" in the scale "1" (dissatisfied) to "6" (satisfied). 6 people marked "5" and 3 persons signed "4" then 2 people gave "3". The graph below shows the results:



Comments:

- "Not there☹"
- No, it was too long till 22 o'clock. My concentration was zero.
- In every time for new games.
- Nice methods.
- Repeat it every time for new comers.
- Yes, even I could share what I knew from before on YIA☺
- Change method!

13. Were you satisfied with session concerning "Sharing good practices"?

17 participants of the group chose "6" in the scale "1" (dissatisfied) to "6" (satisfied). 13 people marked "5" and 15 persons signed "4" then 3 people gave "3". The graph below shows the results:

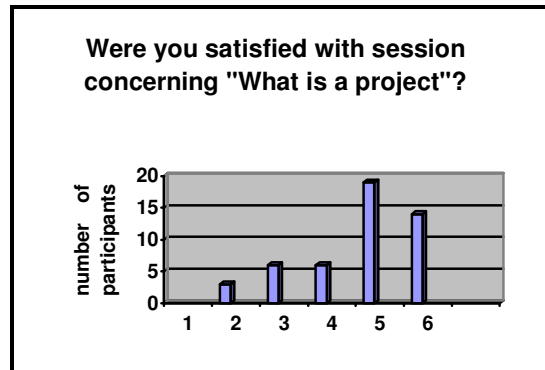


Comments:

- "Not enough time.
- Should be more possibilities to see more presentations.
- Very useful! It would be better to have more such practices!
- Ana's session!
- I wish there was a possibility to attend more than one.
- Yes, although not many persons were there!
- Not long enough! I would like seeing more than one good practice.
- Eva's session was great but I couldn't hear other practices, and it took maybe too much time.
- Should be more possibilities to see more presentations.

14. Were you satisfied with session concerning "What is a project"?

14 participants of the group chose "6" in the scale "1" (dissatisfied) to "6" (satisfied). 19 people marked "5" and 6 persons marked "4". 6 participants marked "3" and 3 signed "2". The graph below shows the results:

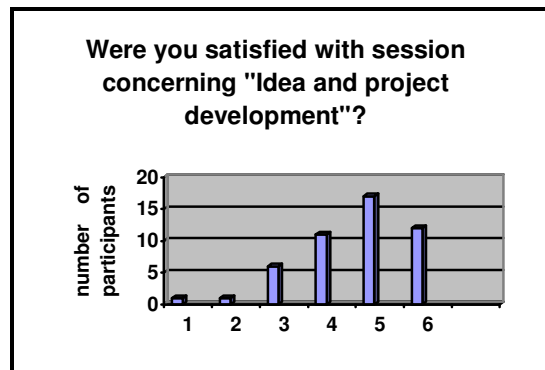


Comments:

- "Unclear definitions.
- So strict presentation!
- Very useful but need some more explanation.
- I did not agree with some questions on the tree. (Ex. Why for needs.)
- Interesting.
- Very useful!
- Mostly yes, besides the tree game (we lost points).

15. Were you satisfied with session concerning "Idea and project development"?

12 participants of the group chose "6" in the scale "1" (dissatisfied) to "6" (satisfied). 17 people marked "5" and 11 persons marked "4". 6 participants marked "3" and 1 signed "2". and another one gave "1". The graph below shows the results:

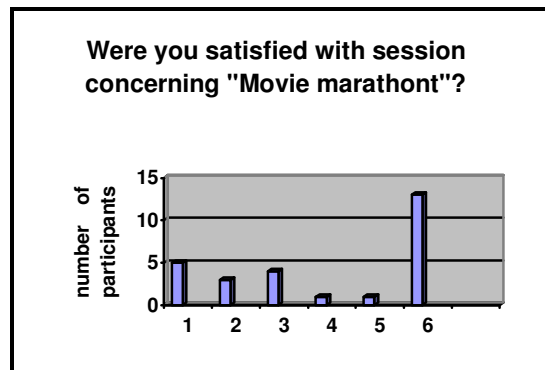


Comments:

- "I had a very motivated group!
- Lack of time!
- Enough time to seek good project and find partners. Could be more in depth.
- Too little time to present own idea and come to a common idea among people with different topics.
- Leave us to manage our groups!
- Big lack of time for such interesting projects and we could not choose partners (frustration).
- Time! Strange diversion: cultural diversity and dialogue are very similar."

16. Were you satisfied with session concerning "Movie marathon"?

13 participants of the group chose "6" in the scale "1" (dissatisfied) to "6" (satisfied). 1 person marked "5" and 1 person marked "4". 4 participants marked "3" and 3 signed "2" and 5 gave "1". The graph below shows the results:

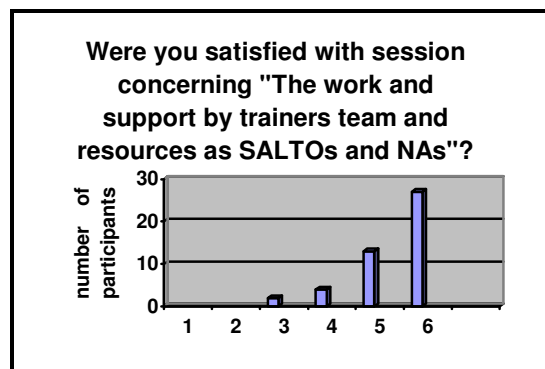


Comments:

- "Very satisfied!
- Thank you!
- I liked movies and the comments of audience.
- Watching movies on an international event, it is no social thing!
- So boring!
- But I was not there!
- I don't know, I haven't been. Why you didn't ask about Ljubljana Party? It was cool!

17. How do you evaluate the work and support given by trainers team and resources as SALTOs and NAs during the Seminar?

27 participants of the group chose "6" in the scale "1" (dissatisfied) to "6" (satisfied). 13 person marked "5" and 4 persons marked "4". 2 participants marked "3". The graph below shows the results:



Comments:

- "Perfect!
- Really was good, I love all!
- Excellent!
- Thank a lot!
- Very useful, helpful and ready to survive our torture☺. We missed someone from Executive Agency.
- I love you – Areg the best!
- Good job!
- Good training, exercises and people.
- I don't like sport unfortunately.
- Nothing special.
- Bravo!

18. Did you find partners and projects?

Comments:

- It was GREAT! I am really happy I found partners!

- Found new partners, developed ideas and projects.
- Yes, I hope I find.
- I am satisfied because I reach my aim to find good partners.
- Of course, but I hope that the projects will really happen.
- Not yet for my project I expect but yes for new projects
- Yes, thanks to the seminar. I keep my eyes wide open.
- Si, even a wife.
- Yes = future!



The "Let's work with our neighbours" group, after the presentation of the partner matching and projects development

Report by Davide Tonon
With the support of
the training team

9. Annexes

a) Programme of the Seminar – see a part

b) Final list of Participants – see a part

c) Results of partner matching and project development

Number	1 & 2
Name	DIVERSITY THROUGH ARTICITY
Who? (Partners)	Project A: France, Portugal, Croatia, Albania Project B: Poland, Romania, Armenia, Georgia
For whom? (Target Group)	- 18-25 year - Interested in cultural diversity - English speaking - People who were never involved in an international youth exchange - Having the nationality of the respective country!
Why?	
What for? (Aim)	To share legends of different cultures through art (Movie, Photography)
What? (Objectives)	1. To share legends of different countries/cultures 2. To raise the awareness 3. To raise the knowledge of local community about different cultures
How	
When/Where?	

Number	3
Name	SMILE FACTORY
Who?	
For whom? (Target Group)	- Youngsters 16-18 year -
Why? (Need of the target group)	Need of information about voluntary work specially in the context of working with disabled people
What for? (Aim)	- Up-raising youth voluntarism - Up-raising the recognition of voluntarism in the community as an essential pillar of social life - Increasing the socialization of disable in the society
What? (Objectives)	- Exchanging experience - Bringing new skills (Cloning, juggling, Pantomime)
How (Methodology)	- Realizing voluntary event with disabled children - Reflecting about importing the knowledge to the participants' own community
When/Where?	Slovenia 2008

Number	4
Name	Let's be Active in Europe
Who? (Partners)	Manuela (France) Ivana (Serbia) Olsi (Albania) Aleksandar (FYROMacedonia) + Amra (Slovenja), Marcin (Poland)
For whom? (Target Group)	- 18-25 year - Young people from different cultural and ethnical background (D.C.E.B) - 6+1 x6 countries (42)
Why?	- lack of information and involvement of young people - lack of sense of belonging on local and European levels - lack of dialogue between Me and Other

What for? (Aim)	- Increased awareness of young people (YP) with D.C.E.B. on European Citizenship - Empowered youth taking active role in local communities
What? (Objectives)	- Bringing together YP with D.C.E.B. - Creating space for structured dialogue - Fostering their feeling of sharing common values - Raising their sense of belonging to Europe - Make them aware of possibilities through YiA
How (Methodology)	- Youth exchange - Workshops: - European Citizenship - Active Participation - Intercultural Dialogue - Values / Identity - Visiting local Community - Excursion - Bi-national parties
When/Where?	SERBIA / July 2009

Number	5
Name	The difference according to the Zebra or Live my Life!
Who? (Partners)	Olga (Belarus), Jamel (France), Lilit (Armenia), Lucas (Italy), Svitlana (Ukraine), Eva (Portugal)
For whom? (Target Group)	- Young people of 18-25 - Rural area (50% experienced/not experienced in cultural diversity)
Why? (Need of the target group)	Lack of understanding/knowledge about diversity of cultures, religions, traditions
What for? (Aim)	Promoting dialogue and tolerance among young people with different cultural background
What? (Objectives)	- To begin cultural understanding - To use Zebra as an example of diversity (look deeper and you see the difference between them)
How (Methodology)	Youth exchange Non-formal education
When/Where?	Italy or Armenia / April 2009

Number	6
Name	The Folk Shock – preserving culture in a creative way
Who?	Moldova, FYROMacedonia, Azerbaijan, Russia, Lithuania
For whom? (Target Group)	-
Why?	
What for? (Aim)	Exploring, understanding and preserving different cultures in a creative and innovative way
What? (Objectives)	- Discover how culture is preserved and promoted - Explore different national dances through national dances, music and customs - Appreciate the diversity of culture and develop tolerance among young people
How (Methodology)	- Workshops; debates; role plays - Excursion; - Using COE and EC materials - Good practices Activities: - Create a common dance mixing modern and folk elements; - Explore folk music, make mixes and remixes; - Fashion show (creating modern style with elements of folk)
When/Where?	Ohrid/FYROMacedonia – Spring 2009

Number	7
Name	Sport against Addiction
Who?	
For whom?	- Young people 15-18 years old

(Target Group)	- 5+1 from each country - Y.P. with social and economic problems from poor families, families with alcohol problems
Why? (Need of the target group)	- These Y.P. have a lot of free time and they don't spend it in quality way - They are not aware of their physical capacities - They are not aware of the results of addiction
What for? (Aim)	Promotion of healthy life style among young people
What? (Objectives)	- Informational awareness of young people about alcoholism, tobacco and drugs - To show them other opportunities and alternative ways of spending time for prevention of addiction
How	-
When/Where?	

Number	8
Name	Bridging the past and reality
Who? (Partners)	Luxemburg (Lisel asbl.), Kosovo (Earth savers), France (CISED asbl.), Serbia (???)
For whom? (Target Group)	- Young people, age 18-25 - Experiencing ethnical divide in their communities
Why?	
What for? (Aim)	To raise awareness about cultural heritage and enhance skills in preserving it.
What? (Objectives)	- Improving intercultural communication with regard to intercultural living context of participants - Providing space to work together on preserving cultural heritage - Informing young people about YiA as a tool to be used in developing follow-ups
How (Methodology)	- Intercultural activities/training - Visits to communities - crafts - work experience
When/Where?	Kosovo, July 2009

Number	9
Name	Aim High – Above the clouds
Who? (Partners)	Poland, England, Turkey, Italy, Russia, Tunesia, Albania, Bosnia and Hercegovina
For whom? (Target Group)	- Young people, age 18-25 - Including Y.P. with disability
Why?	
What for? (Aim)	To discuss cultural diversity through fairytales
What? (Objectives)	- To let YP exchange their cultural heritage, basing on fairy tales - To initiate YP to discover their own cultural heritage - To promote equality of all the cultures
How (Methodology)	- Through simulation games - Social theatre - National evenings - Discussions - GBA - Visiting thematic places
When/Where?	Russia, Ufa July 2009

Number	10
Name	French – Polish Workshop about European Greatest Trains
Who?	Poland, France
For whom? (Target Group)	- Young people, age 15-18 - Threatened crime, depravity (!)
Why?	- Prepare to work
What for?	To help young people find job in occupations wanted at the local labour market

(Aim)	
What? (Objectives)	- When an young is not qualified to fight discrimination towards youngsters without qualification who are often social difficulties
How (Methodology)	- Analyze to propose action - Prepare to work, can be sport, training, education...
When/Where?	France

Number	11
Name	Same difference: Lets celebrate our diversity
Who?	Scotland, Poland, Macedonia, Egypt, Turkey, Palestine
For whom?	-
Why?	-
What for? (Aim)	Increase understanding, awareness and tolerance amongst the young people and involve the local community
What? (Objectives)	- Expose young people to a range of different cultures in order to increase awareness on respect to differences, mutual understanding
How (Methodology)	- Street performances - Field visits - ---
When/Where?	Scotland, Glasgow 11 th -20 th April 2009

Number	12
Name	Conflict Resolution for Active Participation through sports
Who?	Jordan, Italy, Scotland (GB), Turkey,
For whom? (Target Group)	- Young people age between 16-25 - Coming from less advantaged backgrounds (especially politically)
Why? (Need of the target group)	To help them overcome borders of xenophobia and enhance their role in their needy local communities
What for? (Aim)	Better understanding of their realities, and thus empower their roles and skills
What? (Objectives)	- Enhance communication skills - Construct leadership - Encourage realization of differences, competition for good reason and cooperation
How (Methodology)	- Workshops: using non-formal education - Sports: out-door activities – basically football - Brain storming - Peer to peer education
When/Where?	

d) Reports of the “sharing of good practices” workshops – see a part

e) Workshops on priorities

Workshop on cultural diversity

Aim	To increase the knowledge on Actions 2 and 3.1, through the exploration of cultural diversity.
Timing	90 min.
Material needed	A/4 colourful papers, pens, tables, 3 different colour post its,
Description	<p>1/Hotel “Glocal”: Participants should divide into pairs. One person of the pair will be receptionist, other one is guest. Every guest will get a problem card where his problem is written and his task will be explain his problem to his receptionist during 1 minute.</p> <p>The problem can be really general e.g. The elevator is broken and the guest needs help to take his luggages up to the third floor. Then it can be specified e.g. The neighbour uses santal sticks because she is buddhist and the smoke is too strong.</p> <p>The receptionist and the guest only can use their mother tongue and body language. They can not use any common spoken languages! They can not speak with each other before their meeting. Every pair has 1 minute to speak and the receptionist should solve the problem. If he doesnt succeed during one minute, afterwards he can guess and the other participants will be asked as well. At last the guest can say what was the problem. Firstly all pairs will play and try to find solutions.</p> <p>After the exercise, debriefing will happen. Debriefing will be on Iceberg model. – max. 20 min.</p> <p>2/Presentation of simplified Milton J. Bennett model on cultural sensitivity on colourful A4 papers. – 20 min.</p> <p>3/Asking pax to write down 3 stories from their lives on cultural aspects. 1 story should be written on a yellow post it as bad memory, 1 story should be written on green post it as so – so or neutral memory and 1 story should be written on pink post it as good memory. Pax are asked to stick there stories on the appropriate level of the model. – 20 min.</p> <p>4/Silent floor with music – everybody reads the stories – 10 min.</p> <p>5/Debiefing according to the colours and emotions concerning levels of sensitiveness. Summarising which level can fulfil during youth exchanges or trainings or EVS and sharing good examples how we can increase the quality of cultural diversity within these projects. – 30 min.</p>
Pitfalls	Too short time for running both activities.
Outcome	Participants got familiar with two methods on cultural diversity that they can use with young people. One of them was experienced by them, other one was half experienced and half explained. The whole workshop was interactive and expected real participation from people. We managed to clarify elements of cultural diversity, intercultural learning and steps of development of intercultural sensitiveness.

Workshop on inclusion

Aim	To help participants define concrete indicators of inclusion; to analyze their work on local level; to create a starting point for developing plans and strategies for achieving «inclusion».
Timing	90 min.
Material needed	min 8 pax – max16 pax - flipchart paper

	- markers
Description	<p>1/ energizer + name game – to relax and feel more comfortable</p> <p>2/ each participant shortly present own link with the topic (experience or the interest)</p> <p>3/ The exercise was structured in 3 phases: individual work, small group work and final debriefing.</p> <p>In the 1st phase participants individually answer on own flip-chart following questions (20 min):</p> <ul style="list-style-type: none"> ● In your work, what do you consider a young person to be successfully “included”? Name 3 concrete indicators that show a young person has been included ● Describe the process and the steps you use to help your young people reach this inclusion <p>When everyone is ready, participants made couples and shared and compared results - 2nd phase</p> <p>in the 3rd phase – participants were all together again where results were presented and the group had a chance to react on the outcomes.</p>
Pitfalls	<p>In the first round only one person came and than this concept was not applied. At that situation we discussed concrete situation and through consultation participant was supported in planning further actions with disadvantage youngsters and Youth in Action programme.</p> <p>In the second round there were 6 participants and we had difficulties with one participant with not so good English. Work in couples with that person was quit challenging for his partner.</p>
Outcome	<p>In total 7 participants participate in the sessions on this topic.</p> <p>Participant shared their experiences and in this sharing they gain new ideas for their work. As a result of this session is one conclusion as well: it doesn't have to be big, small changes and progress in life of young person is also successful mean for increasing inclusion.</p>

Workshop on active participation

Aim	To explore the concept of participation within relation of real experience of projects within European voluntary service, youth exchanges and trainings.
Timing	90 min.
Material needed	<p>min 8 pax – max16 pax</p> <p>- 10/15 kg. of clay</p> <p>- some kind of nylon to not destroy tables and make all muddy</p>
Description	<p>- “Train of Clay”</p> <p>Participants are divided in two groups: simulation exercise in 3 phases.</p> <p>1) The whole group needs to follow a leader (picked up randomly) and has no involvement in taking decisions or creativity. One group makes the engine of the train, the other group makes three passenger wagons. Groups do not communicate between each other. Each group has to use all clay they got. - 15 min.</p> <p>2) The whole group is at the same level – no more leader. But now they can not speak or communicate verbally with each other...The task is to make the train station of the home town. Groups do not communicate between each other. Each group has to use all clay they got. - 15 min.</p> <p>3) Everybody at the same level and all forms of communications are possible. The two groups can't communicate but they can send their representative for a 2 minute meeting. The task is to make the rail tracks from one station to the other...Each group has to use all clay they got. - 15 min.</p> <p>4) At the end the tables and the railways are joined together.</p> <p>- Round of feelings and impressions – 2/5 min.</p>

	<p>- Debriefing and reflection</p> <p>a) From the simulation exercise extract elements related to participation: process/product, motivation, decision, responsibility, obstacles, support, active participation, etc. 10 min.</p> <p>b) Buzz groups and brain storm on: What's participation? What's the participatory approach? Let's find the characteristics of active participation. – 8/10 min.</p> <p>c) Working in small groups: make a parallel with real life of youth projects, thinking to the different characteristics of active participation and participatory approach. What we already do to promote them and what we could improve. Sharing and discussion – 20 min.</p> <p>- Short round of impressions all together – 5 min.</p>
Pitfalls	In the first turn the 3 phases took too much time and less time was given to reflection, especially to the link of active participation with reality of youth projects.
Outcome	Participants could experience through a simulation what can give a different motivation to participate actively and what could be an obstacle to participation. From there they could move to general reflection and – especially the second group – to share their reality and to find out what should be improved in order to stimulate more active participation among young people.

Workshop on intercultural dialogue

Aim	To explore more in depth the Intercultural Dialogue, its role in the framework of YiA Programme of EC and the theory of Intercultural Learning.
Timing	90 min.
Material needed	Colour A4 paper, markers, Projector, audio system and screen
Description	<p>1/ Short intro on the Workshop: – 10 min.</p> <p>2/Exploring Cultural Realities present: group is divided in couples and each of the guys in couples were asked to find and on a colour paper to present three similarities that he/she sees in his/her culture with the culture of the other person in the couple. The same procedure with three differences that may cause problems in communication. To use the chance of having quite diverse regions. – 10 min. preparation 20 min. presentations and Discussion.</p> <p>3/The Concept of Culture and the Theory of ICL: PowerPoint presentation on the concept of culture and the theory of Intercultural Sensitivity of M. Bennett + discussion – 40 min.</p> <p>4/ 2008 European Year of Intercultural Dialogue – brief discussion on the European Year; Why to have such a topic for the year? What can be the role of such European Campaign in our realities? – 20 min.</p>
Pitfalls	There is a chance that we will have not enough people in the workshop groups as the range is too wide.
Recommendations	To have small group discussion on the topic even if there is no enough people for a full scale workshop.
Outcome	People gained a deeper understanding on the Annual Priority of YiA in 2008, as well as will have space to reflect how this issue affects their life and work.

Workshop on European citizenship

Aim	<p>To inform the participants about the general background of the notion "European Citizenship"</p> <p>To explore the terms: nation, identity, citizenship in this context and to make a link to shared values in the context of a peaceful coexistence.</p>
-----	--

	To present the idea of "the wheel of European Citizenship" (Andreas Karsten and Co! "Non-formality"-blog) and the role of
Timing	90 min.
Material needed	Flipchart, Declaration of Rome (by European Association of Former MPs, 2002), The wheel of European Citizenship
Description	<ol style="list-style-type: none"> 1) Participants will be welcomed by being asked to introduce themselves through their "citizenship" – "what is your citizenship?"... is the main question to be answered. The aim is to raise a general discussion (brainstorming) on the term citizenship which can be understood differently since it implicates a.o. the sub-terms belonging, identity, responsibility, rights and values. 2) Together with the help of trainer the participants will list a set of values they have in common and which they could call "European". The focus will be on values which are important and guarantee a long term and peaceful coexistence. The aim is to have a discussion on the background of values (whether they are European or not) and come up with min. of 3 values (especially Peace, Democracy and Human Rights) which build a basis for developing a responsible European Citizenship. 3) A short video "Child's play: European Values" – a German video (English subtitle - can be downloaded from Eurotube) shows kids explaining some of the common values which build the basis for European Union. (Peace, Human Dignity, Equitable Distribution of Income, Environmental Protection, Freedom) 4) Interactive presentation of the "wheel of European Citizenship": European Citizenship and youth work. It indicates that European citizenship in the framework of youth work is both a notion and an aim in itself – a work in progress which goes over "EU" borders - that also includes next to the tool "European Citizenship" (civic competence) also "non-formal education", "intercultural education" and "youth work" – it explains for each tool what they should include in order to support the understanding of "European Citizenship" and to involve young people in this context.
Pitfalls	The time (90 min) is quite short in order to achieve a general understanding of such a complex theme.
Recommendations	It would have been better to use the whole afternoon for one workshop, instead of 2.
Outcome	Participants received the basic information on the general concept of European Citizenship and its importance to be considered in the framework of youth work.

f) Outcomes of the regional realities workshops

Projects that take place in Programme Countries

Issues identified by participants	Solutions and Questions remained
Visa	Why most of the time documents for issuing visa are not complete? long period of time for getting visa sometimes lack of information about successful visa procedure Is it a national problem? Political aspects... problems to escape emigrants problems with the date of the event or project; to put at least 1-2 days before the event and especially for traveling Not enough time to prepare whole documents, we need to plan everything in advance; costs documents etc. to get all documentation about visa procedure in advance ticket booking sometimes is needed to be responsible with European Commission
Visa Issue	Interference from high level political parts to facilitate There has to be one type of procedures in all EU countries in issuing visa We should be updated about what is needed for application (time frame documents etc.) Interpersonal techniques National NGO has to approve the participation of the person in event (through letters of endorsement) Support letters for the Embassies Check the information on the costs beforehand To clarify the cost covering issue in invitation letters To have all the documents needed with you while traveling (it might be needed in airport to enter the country even if you have visa) check your visa before living the country (description of the visa types on the visa document... the letters)
	Problems with receiving money when implementing a project To prepare similar projects that can support the applying one in case of the budget will be cut Sign contracts for reimbursement of expenses Reception of the original contract by the deadline The original signatures of the partners is needed Faxes You should have the partnership agreement In case of some partners don't continue with the project the NA should reimburse Brussels
Visa	Political Situation Late invitations from NA Lack of knowledge on YiA by foreign Embassies Different period of time for granting visas Calling embassies by NAs To get detailed info on the requested documents beforehand

Projects that take place in MEDA Countries

Issues identified by participants	Solutions and Questions remained
Where can I include Visa cost?	Generally visa cost can be declared as "exceptional cost" – this includes also the cost for a necessary trip to an Embassy. In rare cases it is also possible to ask in this part for an additional "flat rate" for some or all participants if specific fees are expected due to cross borders. All the costs need to be clearly justified.
Safety of the project participants Safety Security Healthcare	The international insurance in MEDA it comparable with the one in Programme countries. Hosting organization takes care about participants (inside MEDA it is advisable to have travel insurance with visa) It is necessary to discuss with all promoters involved about solutions in

	specific situations.
Security	Question of trust on the partner organization - APV is recommendable. You have to be rational and don't expect a romantic trip to the "orient". Follow the advises of the host and the law of the country.
Visa	For Israel it is recommendable to ask for a "Flying Visa" at the airport. This is a visa issued on a paper other than your passport. Otherwise it might be problematic to enter some other countries in the region. Other solution is to obtain two passports and use one for Israel.
Security problem in conflict area	To arrange a security guard for the project (e.g. Israel) To concentrate on preparation of a project group for different situations before the project (to avoid extreme reactions)
EVS Projects with MEDA countries	Know more about the NGO partner in receiving country APV before the EVS project in MEDA country
Group EVS	A possibility exists in MEDA countries, the project is to be applied by the organization in Program country
Time between approval of the proposal and signing the contract. Beginning the implementation if delayed	In the context of the EUROMED III programme- October is the limit of signing the contract There is no specific range between approval and signing
Number of partners from programme and other countries allowed? Different versions allowed?	ISSUES THAT WERE RISEN BUT NOT ADDRESSED AS TIME WAS SHORT
Who can coordinate the project? Possible for MEDA countries?	
How to involve youngsters in MEDA countries, Process and possible problems	
Cooperation between MEDA and SEE countries (can SEE NGO be partner in project that is going to take place in MEDA?) Visa issues? Travel costs?	
Inter-religious Dialogue Who? when?, where?	
General problems of EVS and YE in this area	
Accommodation	
Monitoring	

Projects that take place in EECA Countries

Issues identified by participants	Solutions and Questions remained
Language problems; what to do when participants do not speak English (or any other working language decided)	<p>Solutions:</p> <ul style="list-style-type: none"> • if participants do not speak the working language the hosting organization can try to arrange interpretation • participants can manage themselves the linguistic support (to have multiple people helping with this issue) • to use methods where non-verbal methods of communication are used, to avoid exclusion of pax with less language skills
Language and attitude of local community to participants	<ul style="list-style-type: none"> • Provide somebody to translate • people are able to understand and speak a little English • Peer support • Body language and communication • Volunteers and participants have to be prepared for the multilingual events (to avoid language groups, "Russian speakers", "English speakers", "French speakers"). • Basic rules should be adopted to avoid using a language when in the group in given space there is even one person which do not know the language (basic "language politeness") rules • If there is an event where the participants are not native speakers, it would be good to inform organizers (host, applicant) about the level of language skills of your group of participants in advance (to avoid

	<p>further misunderstandings and misexpectations)</p> <p>? It is important to remember that lack of the knowledge of English or any other working language cannot be a reason of excluding participants.</p>
Medical Treatment	<ul style="list-style-type: none"> • in Belarus you have to receive Belarus insurance when entering the country, then in case of problems you will receive support in the country • In Armenia you in most of the cases you pay for your medical treatment, but need to make sure that you get all the necessary invoices for the sums you pay (on the spot) to receive reimbursement from your local/national insurance company upon your return • It is important to reflect upon the practical problems that can be regarding medical issues and treatment in the country in advance, during the preparation phase and to develop appropriate "reacting plans" (reflected also in the appropriate section in the application form) • Be sure to carefully investigate the environment where the project will take place and to take care of possible problems
Safety issue	<ul style="list-style-type: none"> • The sending organizations has to investigate the health situation of all the participants and to inform the hosts in details if there are any things to consider • It is important to prepare the young people also to the meeting with a new culture (what are the main features of this culture, which is important to take into account when there) • Sending organization has to explain the hosts what the tem "security and safety" means to them as there are cultural differences in this sphere. • Sending organization has to take care of the health insurance of the participants and to inform them about the way to use it if needed
Money transfer	<ul style="list-style-type: none"> • In Belarus the international money transfer is blocked in banks and the organization needs to receive a permission after providing explanation to take it out from bank. • It is extremely hard to deal with banking system in Belarus, so it will be good to work with bringing the project money in cash. • In Azerbaijan not to that extent but similar situation • In Armenia it is possible to transfer to personal accounts but sums not more than 5000 Euros. Or the same cash version as in Belarus In Armenia there is also a problem with the prices (the price in cash is in most cases 25 per cent chipper then the price with money transfer payment) • In all the cases it is extremely important to have a trustworthy partner in the country as the "not official ways" are opening doors also to possible cheating
Attitude of local community towards foreigners	<ul style="list-style-type: none"> • To respect the community rules where you go and try to understand them • Problem with accepting "black people" in some regions • In EECA it is a good asset to have somebody with knowledge of Russian (it works in almost all countries of CIS) • Young generation in all the countries learns English and they are more likely to know it then the older generations • In Georgia and other Caucasus countries there are some strict rules and traditions that one must know • It is good to investigate the situation before the actual project starts
Visa issues	<ul style="list-style-type: none"> • Sometimes there are no Embassies of European countries in the EECA countries, and the nearest Embassies are quite far. In this cases there are some agencies that organize the visa procedure, but this will need some expenses (which should be put in the application form as visa and visa related costs) • Some EECA countries do have and some do not have on-line visa procedures. But in any case it is more expensive through internet (in Armenia to get visa on the border 35 USD, through internet 60 USD). • In Ukraine, Georgia and Moldova participants from EU countries do not need to have a visa.

	<ul style="list-style-type: none"> • In Armenia it is quite easy to receive a visa on the border (35 \$).
Partnership of applying and hosting organizations	<ul style="list-style-type: none"> • The best way it taking part and organizing Partnership Building Activities (in Action 3.1 Training and Networking) • Regional SALTO Resource Centers may provide support in here • It is possible to find new partners through old partners (in order to ensure a basic quality check) • It is possible also to find partners through various YiA related mailing lists (yahoo groups etc.) • You can find partners also through the multipliers of YiA Programme in EECA countries (the contacts available on www.salto-youth.net/eeca) • ? When looking new partners only through old partners there is a risk to create closed groups of the SAME people working in YiA
Political problems in partner countries, Internal problems in the countries; the region has a lot of conflict Areas	ISSUES THAT WERE RISEN BUT NOT ADDRESSED AS TIEM WAS SHORT
Lodging of participants and logistical issues in the country	
Food and accommodation prices in the countries are quite high, which is making projects difficult to implement	
Problems with internet	
Lack of information in the countries about the possibilities	
Reimbursement	
Communication (transport) problems and high distances (arrival of participants)	

Projects that take place in SEE Countries

Issues identified by participants	Solutions and Questions remained
Insurance for participants from EU in SEE, Specific Preparation (i.e. medical), Safety of participants	Specific preparation of participants and safety ? WHO KNOWS (except Macedonia and Kosovo)?
Visa	In Albania there are border taxes (10 Euros)/(1 Euros) in Kosovo no taxes After three months you should go to a special Agency to prolonged If you enter in Kosovo you can go directly to ?????????? Web site for more info/ embassies/official institutions
Difficulties to find partners- (general) Is there a recuperating document of contracts existing in a country for concrete project	
Last minutes changing numbers of participants etc.	<ul style="list-style-type: none"> • Contact making seminars • Informal networks • Consulting SALTO network • Contacting "contact points" ? Difficulties to find partners for concrete projects
How many times hosting organization of EVS receive a check by SALTO?	<ul style="list-style-type: none"> • SALTO responsible for the project but they don't check • Situation is well known but still problematic • lack of report by EVS
EVS-How many volunteers we can invite?	<ul style="list-style-type: none"> • Supporting approach which give opportunity to NGOs • Missing of Information • Number of voluntary will be based on a agreement • The responsibility is of the host NGOs ? How possible if the EECA NGO is not well checked?
Visa procedures	<ul style="list-style-type: none"> • EU countries do not need a visa for SE countries (except resident visa to e.g. Macedonia (longer than 3 months) • Entrance tax paid at the border
EVS Where SEE put applications	Regular trainings for groups sometimes individual (give information to

EVS trainings	SALTO) ? EVS Training SEE
Clear and open communication between partners	ISSUES THAT WERE RISEN BUT NOT ADDRESSED AS TIEM WAS SHORT
Budget change of sending organization	
Fixed stakes (funding) for multicounty projects	
Accommodation (prices, places, conditions)	
Legislation differences	
Food and Diet	
Conflict between partners because of nationality/political issues	
What are the relations between nationalities in Balkans Region and habit	
Attitude of citizens to strangers	
Language	
If I want to have a project in Russian, what should be the balance like if I include SEE countries?	